



**Denison Mines Corp.**

**2025 Annual Information Form**

March 30, 2026

## About this Annual Information Form

This annual information form (“**AIF**”) is dated March 30, 2026. Information in this AIF is stated as at December 31, 2025 unless specified otherwise.

In this AIF, references to the “**Company**” or “**Denison**” refer to Denison Mines Corp., its subsidiaries and affiliates, or any one of them, as applicable.

This AIF has been prepared in accordance with Canadian securities laws and contains information regarding Denison’s history, business, mineral reserves and resources, the regulatory environment in which Denison does business, the risks that Denison faces and other important information for Denison’s shareholders.

### Financial Information

Unless otherwise specified, all dollar amounts referred to in this AIF are stated in Canadian dollars (“**CAD**”). References to “**US\$**” or “**USD**” mean United States dollars.

Financial information is generally derived from consolidated financial statements that have been prepared in accordance with International Financial Reporting Standards as issued by the International Accounting Standards Board.

### Caution about Forward-Looking Information

Certain information contained in this AIF and the documents incorporated by reference concerning the business, operations and financial performance and condition of Denison constitutes forward-looking statements and forward-looking information within the meaning of the United States *Private Securities Litigation Reform Act of 1995* and similar Canadian legislation (collectively, “forward-looking information”).

Generally, the use of words and phrases like “plans”, “expects”, “is expected”, “budget”, “scheduled”, “estimates”, “forecasts”, “intends”, “anticipates”, or “believes”, or the negatives and/or variations of such words and phrases, or statements that certain actions, events or results “may”, “could”, “would”, “might” or “will” “be taken”, “occur”, “be achieved” or “has the potential to” and similar expressions are intended to identify forward-looking information.

Forward-looking information involves known and unknown risks, uncertainties, material assumptions and other factors that may cause actual results or events to differ materially from those expressed or implied by such forward-looking information. Denison believes that the expectations and assumptions reflected in this forward-looking information are reasonable, but no assurance can be given that these expectations will prove to be correct. Forward-looking information should not be unduly relied upon. This information speaks only as of the date of this AIF, and Denison will not necessarily update this information, unless required by securities laws.

### Third Party Information

Certain of the forward-looking information and other information contained herein concerning the uranium industry and mining industry generally and the general expectations of the Company concerning the

### Table of Contents

About this AIF .....	1
About Denison .....	5
Developments over the Last 3 Years .....	8
The Uranium Industry 2025 .....	15
Mineral Reserves & Mineral Resources .....	18
Mineral Properties – Athabasca Basin .....	23
Wheeler River .....	25
Other Evaluation & Exploration Projects .....	49
Athabasca Exploration: Sampling, Analysis and Data Verification .....	52
Denison’s Operations .....	57
Environmental, Health, Safety & Sustainability Matters .....	59
Government Regulation .....	65
Risk Factors .....	70
Denison’s Securities .....	91
Denison’s Governance .....	92
Legal & Regulatory Proceedings .....	98
Material Contracts .....	99
Names and Interests of Experts .....	100
Additional Information .....	101
Schedule A: Audit Committee Mandate .....	A
Schedule B: Glossary of Terms .....	B

uranium industry and mining industry generally are based on estimates prepared by third-parties or by the Company using data from publicly available governmental sources, market research, industry analysis, and on assumptions based on data and knowledge of the uranium industry and mining industry generally, which the Company believes to be reasonable. However, such data is inherently imprecise, is subject to interpretation and cannot be verified with complete certainty. Denison has not independently verified any third-party information. While Denison is not aware of any misstatement regarding any industry or government data presented herein, the mining industry overall involves risks and uncertainties that are subject to change based on various factors.

### Examples of Forward-Looking Information

This AIF contains forward-looking information in a number of places, including but not limited to statements pertaining to Denison's:

- operational and business outlook, including administrative, production, construction, development, evaluation, and exploration plans and objectives
- expectations regarding capital and uses of capital, including plans for capital and other expenditures
- expectations for Phoenix construction, including readiness for construction, timing plans and budgets
- expectations for Phoenix production
- results of the Phoenix FS (including the 2026 Capex Update) and Environmental Assessment for the Phoenix mine
- results of the Gryphon PFS Update
- outlook for the potential and competitiveness of Denison's deposits relative to global uranium deposits and/or mines
- estimates of the Company's mineral reserves and mineral resources
- other technical and economic assessments, and related plans and objectives, for its properties
- expectations regarding additions to its mineral reserves and mineral resources through acquisitions and exploration
- results of its exploration programs
- expectations regarding the process for and receipt and maintenance of regulatory approvals, permits and licences
- expectations regarding future uranium prices and/or applicable foreign exchange rates
- expectations about 2026 and future market prices, production costs, nuclear energy and global uranium supply and demand – including potential new sources of uranium production
- expectations regarding ongoing joint arrangements, Denison's share of same, and the operational and business outlook for projects Denison does not operate
- expectations regarding toll milling revenues generated by McClean Lake mill, and the relationships with its contractual partners with respect thereto
- future royalty and tax payments and rates
- expectations regarding possible impacts of litigation and regulatory actions

Statements relating to "mineral resources" are deemed to be forward-looking information, as they involve the implied assessment, based on certain estimates and assumptions that the mineral resources described can be profitably produced in the future. Capitalized terms bear the meanings as defined elsewhere in this AIF.

### Material Risks

Denison's actual results could differ materially from those anticipated or indicated by the forward-looking information contained in this AIF. Management has identified the following risk factors which could have a material impact on the Company or the trading price of its common shares ("**Shares**"):

- the risk of inadequate funding for operations, given capital-intensive nature of the industry
- history of, and expectations for continued, negative cash flow
- global financial conditions, including market volatility and global inflation, and related operational risks
- the speculative nature of exploration and development projects, including risks related to technical or economic feasibility of projects and regulatory approvals
- the risks of, and market impacts on, developing mineral properties
- risks associated with the selection of novel mining methods
- the impact of uranium price volatility on the valuation of Denison's assets, including mineral reserves and resources, and operational outlook
- dependence on licenses and permits
- extensive regulatory and policy oversight and related risks
- uncertainty regarding engagement with Indigenous Nations of Canada (First Nations and Métis)
- reliance on third parties
- challenges in maintaining qualified and experienced employees upon which the Company's operations will depend
- risk of disagreements or disputes with Denison's joint venture counterparties that could disrupt operations
- risk that public health emergencies could impact business and operations plans
- compliance costs and risks of non-compliance with environment, health, safety and other regulatory regimes
- health and safety hazards
- the imprecision of mineral reserve and resource estimates
- global demand fluctuations and international trade policies and restrictions
- uncertainty regarding public acceptance of nuclear energy and competition from other energy sources
- reliance on other operators of certain Company properties
- reliance on uranium storage facilities
- devaluation of any physical uranium held by the Company, and risk of losses, due to fluctuations in the price of uranium and/or foreign exchange rates
- the risk of failure to realize benefits from transactions
- the risk of inability to exploit, expand or replace mineral reserves and resources
- competition for properties
- risk of challenges to property title and/or contractual interests in Denison's properties
- the risk of failure by Denison to meet its obligations to its creditors
- change of control restrictions
- uncertainty as to reclamation and decommissioning liabilities and timing
- potential for technological innovation rendering products and services obsolete
- liabilities inherent in mining operations and the adequacy of insurance coverage
- containment management of waste materials
- the ability of Denison to ensure compliance with anti-bribery and anti-corruption laws
- the uncertainty regarding risks posed by climate change
- the reliance of the Company on its information systems, including the Company's use of AI, and the risk of cyber-attacks on those systems
- maintenance of infrastructure and equipment
- potential conflicts of interest for the Company's directors who are engaged in similar businesses
- limitations of disclosure and internal controls
- volatility in the market price of the Shares
- the risk of dilution from future equity financings
- the potential influence of Denison's largest shareholder, Korea Electric Power Corporation ("KEPCO") and its subsidiary, Korea Hydro & Nuclear Power ("KHNP")
- Risks for United States investors

The risk factors listed above are discussed in more detail later in this AIF (see “*Risk Factors*”). The risk factors discussed in this AIF are not, and should not be construed as being, exhaustive or the only risks that affect the Company. Other risks and uncertainties that the Company does not presently consider to be material, or of which the Company is not presently aware, may become important factors that affect the Company’s future financial condition and results of operations.

### **Material Assumptions**

The forward-looking information in this AIF and the documents incorporated by reference are based on material assumptions made by management of the Company, including the following, which may prove to be incorrect:

- the budgets for 2026 and beyond, including plans and estimated costs for exploration, evaluation, development, construction, production and other factors
- Denison’s ability to execute its business plans for 2026 and beyond and realize on the expected results from mining, development, and exploration activities
- Denison’s expectations regarding the plans and budgets, and ability to execute, with respect to its joint venture interests, particularly for which it is not the operator
- the ability of the Company to, and the means by which it can, raise additional capital to advance exploration, evaluation, development, and mining objectives
- Denison’s ability to obtain all necessary regulatory approvals, permits and licences for its planned activities under governmental and other applicable regulatory regimes
- expectations regarding the demand for, and supply of, uranium, the outlook for long-term contracting, changes in regulations, public perception of nuclear power, and the construction of new and relicensing of existing nuclear power plants
- expectations regarding spot and long-term prices and realized prices for uranium
- expectations regarding Denison’s holdings of physical uranium and future sales of uranium production, including commercial strategies
- expectations regarding tax rates, currency exchange rates and interest rates
- Denison’s decommissioning and reclamation obligations and the status and ongoing maintenance of agreements with third parties with respect thereto
- mineral reserve and resource estimates, and the assumptions upon which they are based
- Denison’s, and its contractors’, ability to comply with current and future environmental, safety and other regulatory requirements and to obtain and maintain required regulatory approvals
- Denison’s operations are not significantly disrupted as a result of social or political activism, natural disasters, public health emergencies, governmental or political actions, litigation or arbitration proceedings, equipment or infrastructure failure, labour shortages, transportation disruptions or accidents, or other development or exploration risks

### **Cautionary Notes to U.S. Investors Concerning Resource and Reserve Estimates**

As a foreign private issuer reporting under the multijurisdictional disclosure system adopted by the United States, the Company has prepared this AIF in accordance with Canadian securities laws and standards for reporting of mineral resource estimates, which differ in some respects from United States standards. In particular, and without limiting the generality of the foregoing, the terms “measured mineral resources,” “indicated mineral resources,” “inferred mineral resources,” and “mineral resources” used or referenced in this AIF are Canadian mineral disclosure terms as defined in accordance with National Instrument 43-101 — Standards of Disclosure for Mineral Projects (“**NI 43-101**”) under the guidelines set out in the Canadian Institute of Mining, Metallurgy and Petroleum Standards for Mineral Resources and Mineral Reserves,

Definitions and Guidelines, May 2014 (the “**CIM Standards**”). These standards differ significantly from the mineral property disclosure requirements of the U.S. Securities and Exchange Commission (the “**SEC**”) in Regulation S-K Subpart 1300 (the “**SEC Modernization Rules**”) under the U.S. *Securities Exchange Act of 1934*, as amended (the “**U.S. Exchange Act**”).

Accordingly, there is no assurance any mineral reserves or mineral resources that the Company may report as “proven mineral reserves”, “probable mineral reserves”, “measured mineral resources”, “indicated mineral resources” and “inferred mineral resources” under NI 43-101 would be the same had the Company prepared the mineral reserve or mineral resource estimates under the standards adopted under the SEC Modernization Rules. For the above reasons, information contained in the AIF and other documents incorporated by reference herein containing descriptions of mineral deposits may not be comparable to similar information made public by U.S. companies subject to the SEC Modernization Rules. Additionally, investors are cautioned that “inferred mineral resources” have a great amount of uncertainty as to their existence, and great uncertainty as to their economic feasibility. Under Canadian rules, estimates of inferred mineral resources may not form the basis of feasibility or other economic studies, except in limited circumstances. It cannot be assumed that all or any part of an inferred mineral resource will ever be upgraded to a higher category. The term “resource” does not equate to the term “reserves”. Investors should not assume that all or any part of measured or indicated mineral resources will ever be converted into mineral reserves. Investors are also cautioned not to assume that all or any part of an inferred mineral resource exists or is economically mineable.

## About Denison

---

Denison Mines Corp. is engaged in uranium exploration, development and mining. The registered and head office of Denison is located at 1100 – 40 University Avenue, Toronto, Ontario, M5J 1T1, Canada. Denison’s website address is [www.denisonmines.com](http://www.denisonmines.com).

The Shares are listed on the Toronto Stock Exchange (“TSX”) under the symbol “DML” and on the NYSE American under the symbol “DNN.”

Computershare Investor Services Inc. acts as the registrar and transfer agent for the Shares. The address for Computershare Investor Services Inc. is 100 University Avenue, 8th Floor, Toronto, ON, M5J 2Y1, Canada, and the telephone number is 1-800-564-6253.

Denison is a reporting issuer in each of the Canadian provinces and territories. The Shares are also registered under the U.S. Exchange Act, and Denison files periodic reports with the SEC.

## Acknowledgement

Denison respectfully acknowledges that its business operates in Canada on lands that are in the traditional territory of Indigenous peoples. Denison’s activities encompass the entire mining life cycle, from early-stage exploration to advanced project evaluation, construction, operation, closure and restoration – with the potential for activities to span many decades. As such, Denison is committed to collaborating with Indigenous peoples and communities to build long-term, respectful, trusting, and mutually beneficial relationships and aspires to avoid any adverse impacts of Denison’s activities and operations.

Denison has adopted an Indigenous Peoples Policy (“**IPP**”), which reflects the Company’s recognition of the important role of Canadian business in the process of reconciliation with Indigenous peoples in Canada and outlines the Company’s commitment to take action towards advancing reconciliation. See “*Environmental, Health, Safety and Sustainability Matters – Indigenous Peoples Policy and Reconciliation Action Plan*” in this AIF. A copy of the Indigenous Peoples Policy is available on Denison’s website, in Déne, Cree, English and French languages.

Denison’s head office is located in the traditional territory of many nations, including the Mississaugas of the Credit, the Anishnabeg, the Chippewa, the Haudenosaunee and the Wendat peoples, and is now home to many diverse First Nations, Inuit and Métis peoples. Denison also acknowledges that Toronto is covered by Treaty 13 with the Mississaugas of the Credit.

Denison’s mining and mineral exploration operations in Saskatchewan, including its office in Saskatoon and various project interests in northern Saskatchewan, are located in regions covered by Treaty 6, Treaty 8 and Treaty 10, which encompass the traditional lands of the Cree, Dakota, Déne, Lakota, Nakota, Saulteaux, within the homeland of the Métis and within Nuhenéné.

Denison’s flagship Wheeler River uranium project, in particular, is located in northern Saskatchewan within the boundaries of Treaty 10, in the traditional territory of English River First Nation, in the homeland of the Métis and within Nuhenéné.

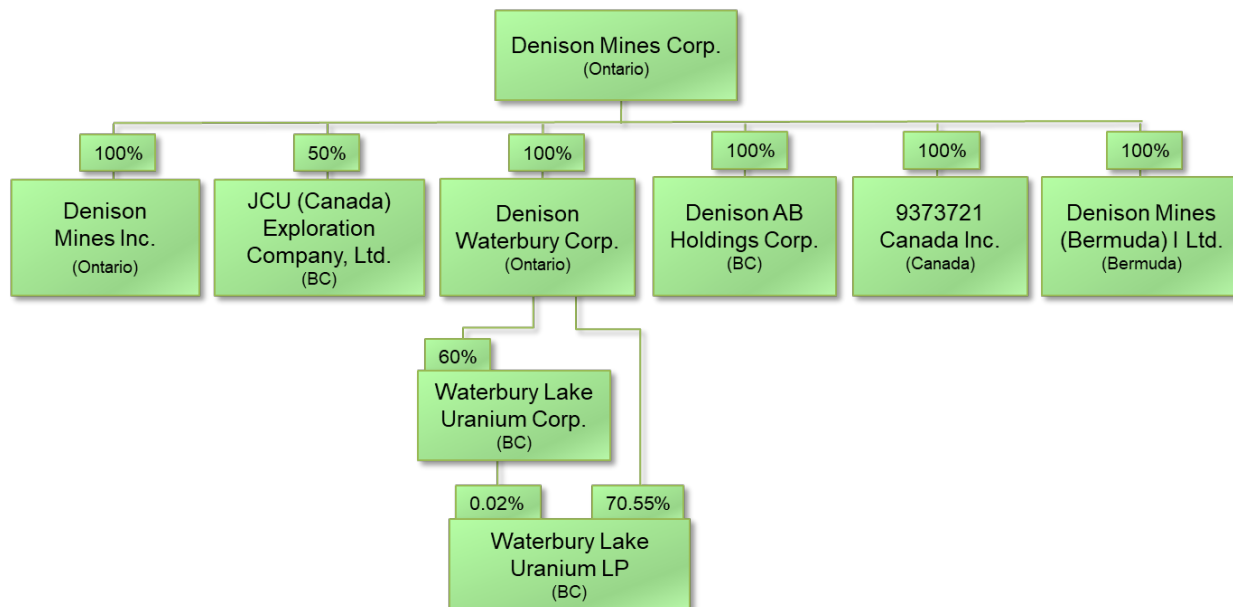
Denison’s legacy mines operations in the Elliot Lake region of northern Ontario are located within the boundaries of the Robinson Huron Treaty of 1850, signatories to which include the Serpent River First Nation.

## Denison’s Team

At the end of 2025, Denison had a total of 95 active employees, all of whom were employed in Canada. None of the Company’s employees are unionized.

## Denison’s Structure

Denison conducts its business through a number of subsidiaries and joint arrangements. The following is a diagram depicting the corporate structure of Denison, its active subsidiaries and corporate and partnership joint arrangements, including the name, jurisdiction of incorporation and proportion of ownership interest in each, as at December 31, 2025.



The Waterbury Lake Uranium Limited Partnership (“**WLULP**”) is held by Denison (70.55%) and Korea Waterbury Uranium Limited Partnership (“**KWULP**”) (29.43%) as limited partners and Waterbury Lake Uranium Corporation (“**WLUC**”) (0.02%), as general partner.

JCU (Canada) Exploration Company, Ltd. (“**JCU**”) is owned by Denison (50%) and UEX Corporation (“**UEX**”, 50%). UEX, a wholly-owned subsidiary of Uranium Energy Corp., is manager of JCU, and JCU’s operations are managed in accordance with a shareholders agreement between Denison, UEX and JCU.

## The Formation of Denison Mines Corp.

The Denison name has a long history in the Canadian uranium mining industry. Based on company archives, Denison’s involvement in the uranium mining industry dates back to 1954, when a predecessor to modern Denison acquired uranium claims in the Elliot Lake region.

Modern Denison was established by articles of amalgamation as International Uranium Corporation (“**IUC**”) on May 9, 1997 pursuant to the *Business Corporations Act* (Ontario). On December 1, 2006, IUC completed a plan of arrangement (the “**IUC Arrangement**”) with Denison Mines Inc. (“**DMI**”). Pursuant to the IUC Arrangement, all of the issued and outstanding shares of DMI were acquired in exchange for IUC’s shares. Effective December 1, 2006, IUC’s articles were amended to change its name to “Denison Mines Corp.” Denison completed a plan of arrangement with Energy Fuels Inc. in 2012 and filed articles of amalgamation on January 1, 2014, July 1, 2014 and July 3, 2014 in connection with Denison’s acquisitions of JNR Resources Inc. and Fission Energy Corp.

## Denison Overview

### Uranium Mining, Development, and Exploration

Denison's uranium property interests are held directly by the Company and/or indirectly through DMI, Denison Waterbury Corp. and Denison AB Holdings Corp.

#### **Focused in the Athabasca Basin Region of Saskatchewan**

Denison's Flagship Assets:

- An effective 95% interest in, and operator of, the Wheeler River Uranium project ("**Wheeler**" or "**Wheeler River**"), which is host to the high-grade Phoenix and Gryphon uranium deposits – together representing the largest undeveloped uranium project in the infrastructure rich eastern Athabasca Basin.

Denison's Extensive Portfolio of Other Uranium Properties:

- A 70.55% interest in, and operator of, the Waterbury Lake project, which includes the Tthe Heldeth Tuvé ("**THT**", formerly J Zone) and Huskie deposits.
- A 22.50% interest in the McClean Lake uranium processing facility, the McClean North uranium mine, and unmined uranium deposits, through its interest in the McClean Lake Joint Venture ("**MLJV**") operated by Orano Canada Inc. ("**Orano Canada**").
- A 25.17% interest in the Midwest uranium project ("**Midwest**"), which is host to the Midwest Main and Midwest A deposits, through its interest in the Midwest Joint Venture ("**MWJV**") operated by Orano Canada.
- Through its 50% ownership of JCU, interests in various uranium project joint ventures in Canada, including the Millennium project (JCU 30.099%), the Kiggavik project (JCU 33.8118%) and Christie Lake (JCU 34.4508%).
- An extensive portfolio of exploration properties located in the Athabasca Basin.

### Toll Milling

Denison is a party to a toll-milling arrangement through its 22.50% interest in the MLJV, whereby ore is processed for the Cigar Lake Joint Venture ("**CLJV**") at the McClean Lake processing facility (the "**Cigar Toll Milling**"). In February 2017, Denison completed a transaction (the "**Ecora Transaction**") with Ecora Resources PLC ("**Ecora**") and its wholly owned subsidiary Centaurus Royalties Ltd. to raise gross proceeds to Denison of \$43,500,000. The Ecora Transaction monetized Denison's future share of the Cigar Toll Milling, providing Denison with the financial flexibility to advance its interests in the Athabasca Basin, including the Wheeler River project. See "*Denison's Operations – Cigar Lake Toll Milling – Ecora Transaction*".

## Developments Over the Last Three Years

---

### Developments in Q1 2026

In January, based on the substantial completion of project engineering and execution of significant procurement activities since the effective date of the 2023 feasibility study (the “**Phoenix FS**”) for the Phoenix In-Situ Recovery (“**ISR**”) uranium mine (“**Phoenix**” or the “**Project**”) at Wheeler, an updated initial capital cost estimate for the Project was released. Accounting for adjustments due to inflation, cost increases, and project refinements, Denison now estimates total initial capital for the Project to be \$700 million at a Class 2 equivalent level of precision (the “**2026 Capex Update**”), including pre-final investment decision (“**FID**”) spend of approximately \$100 million and post-FID spend of approximately \$600 million.

Also in January, the Company announced that grid power from Saskatchewan Power Corporation (“**SaskPower**”) had become available at Phoenix following the installation of a new 138kV transmission line, representing a significant step in de-risking the execution of the Project.

In February, the Company announced the decision of the administrative tribunal (the “**Commission**”) of the Canadian Nuclear Safety Commission (“**CNSC**”) to approve the Environmental Assessment (“**EA**”) and issue the Licence to Prepare a Site & Construct (the “**Construction Licence**”) for Phoenix, which is the first uranium mine in Canada to receive federal approval for construction in over 20 years. With the EA having previously been approved by the Province of Saskatchewan, and other provincial approvals necessary to commence construction already received, federal approval of the EA and the issuance of the Construction Licence represented the final regulatory approvals required to commence construction of Phoenix.

And in February, Denison announced approval by its Board of Directors (the “**Board**”) to proceed with the construction of Phoenix. With construction anticipated to take approximately two years, Phoenix remains on track for first production by mid-2028, and Denison is positioned as one of the few uranium suppliers globally that is expected to be able to provide a sizeable new source of uranium production before the end of the decade.

Also in February, Denison announced that, following a competitive tender process, it awarded Wood Canada Limited (“**Wood**”), a global leader in consulting and engineering, with the construction management contract (the “**CM Contract**”) to oversee the building of the Phoenix mine. The CM Contract currently contemplates procurement and construction management scopes, whereby Wood is responsible for (i) construction management of the full processing plant scope, (ii) installation of certain site infrastructure, and (iii) integrated project controls, ongoing procurement support, on-site safety oversight, as well as maintaining reporting and performance management standards. Such services will be provided by Wood in close consultation with Denison, with members of Wood’s and Denison’s teams holding complementary roles in an integrated project management team (“**IPT**”).

In March, the IPT was formed and initial crews mobilized to Phoenix to commence site preparation and construction activities.

### Wheeler River

#### 2023...

In August, Denison filed the Wheeler Report (defined below), summarizing the results of (i) the Phoenix FS completed for ISR mining of Phoenix; and (ii) a cost update to the Pre-Feasibility Study (“**PFS**”) completed in 2018 for conventional underground mining of the basement-hosted Gryphon uranium deposit (“**Gryphon PFS Update**”). The results of the respective studies illustrated that both deposits have the potential to be competitive with the lowest cost uranium mining operations in the world. See “*Wheeler River*” for more details.

In September, Denison announced the signing of a Shared Prosperity Agreement (“**SPA**”) with English River First Nation (“**ERFN**”) supporting the development and operation of the Wheeler River project. The SPA received support from a substantial majority of ERFN members who participated in a ratification vote on its key terms. The signing of the SPA follows years of active engagement, including a four-month-long ERFN-led community consultation process ahead of the ratification vote, and represents a significant milestone in the history of both Denison’s relationship with ERFN and the Wheeler River project.

In November, the Company announced the successful completion of the recovered solution management phase of the ISR Feasibility Field Test (“**FFT**”). The solution recovered during the FFT was stored on site and this final phase of the FFT involved the treatment of the recovered solution via an on-site purpose-built treatment plant. Following treatment, a uranium precipitate product and a treated effluent were produced. The mineralized precipitates were recovered from the process with over 99.99% efficiency. The treated effluent was tested to ensure compliance with permit conditions before being injected into a designated subsurface area.

#### 2024...

In January, Denison awarded Wood a contract for approximately \$16 million for the completion of detailed design engineering for Phoenix. The work commenced in the first quarter of 2024, with substantial completion achieved in 2025. Throughout 2024, the Company continued to focus its efforts on the advancement of Phoenix towards FID, in support of its objective to achieve first production by 2028, including the advancement of Phoenix detailed design engineering activities. Total engineering completion at end of 2024 was approximately 65%, supported by finalization of process design, piping and instrumentation diagrams, hazard and operability studies, as well as the selection of major process equipment and electrical distribution infrastructure.

In February, the Company announced its acquisition of fixed and mobile MaxPERF Tool Systems from Penetrators Canada Inc. (“**Penetrators**”). The MaxPERF Tool Systems have been successfully deployed several times as a method of permeability enhancement in ISR field studies conducted on the Company’s potential ISR mining projects, including at the Phoenix deposit. Penetrators has also agreed to work exclusively with Denison for a 10-year period with respect to the use of the MaxPERF Tool Systems for uranium mining applications, and related services, in Saskatchewan. In March, Denison signed a Sustainable Communities Investment Agreement (the “**SCIA**”) with the municipalities of the Northern Village of Beauval, the Northern Village of Île-à-la Crosse, the Northern Hamlet of Jans Bay, and the Northern Hamlet of Cole Bay (the “**SCIA Communities**”). The SCIA reflects a common goal of facilitating qualified businesses and workers in benefitting from opportunities associated with the development of the Wheeler River project. The SCIA establishes commitments for funding to support community development initiatives, focused on contributing to the current and future economic prosperity and sustainability of the Communities by promoting economic development and investments in capital projects, job creation and training, housing, education, and other initiatives. In consideration for such contributions to the Communities’ initiatives, the Communities have provided their consent and support for the Wheeler River project and have committed, amongst other things, to support all regulatory approvals issued for the Wheeler River project related to exploration, evaluation, development, operation, reclamation, and closure activities.

In July, Denison announced the signing of a Mutual Benefits Agreement (“**MBA**”) with Kineepik Métis Local #9 (“**KML**”) and a Community Benefit Agreement (“**CBA**”) with the northern Village of Pinehouse Lake (“**Pinehouse**”), in support of the development and operation of Wheeler River. The MBA acknowledges that Wheeler River is located within KML’s Land and Occupancy Area in northern Saskatchewan and provides KML’s consent and support to advance the project. Additionally, the MBA recognizes that the development and operation of Wheeler River can support KML in advancing its social and economic development aspirations, while mitigating the impacts on the local environment and KML members. The MBA provides KML and its Métis members an important role in environmental monitoring and commits to the sharing of benefits from the successful operation of Wheeler River – including benefits from community investment, business opportunities, employment and training opportunities, and financial compensation. The CBA acknowledges that Pinehouse is the closest residential community to Wheeler River by road,

which relies on much of the same regional infrastructure that Denison will rely on as it advances the project. Pinehouse has provided its consent and support for Wheeler River, while Denison, on behalf of the Wheeler River Joint Venture (“**WRJV**”), is committed to help Pinehouse develop its own capacity to take advantage of economic and other development opportunities in connection with the advancement and operation of the project.

Multiple key regulatory milestones were achieved in late 2024, including (i) filing of the final Environmental Impact Statement (“**EIS**”) with the Saskatchewan Ministry of Environment (“**SKMOE**”) in October; (ii) completion of a provincial public and Indigenous review period on the EIS in November and December 2024; (iii) completion of the technical review phase of the federal EA approval process and filing of the final EIS with CNSC in November, (iv) the CNSC’s determination of the sufficiency of Denison’s application for a Construction Licence in November, and (v) acceptance by the CNSC of the EIS in December. The next steps for approval of the EA and Phoenix permitting were: (1) ministerial approval of the EA from the Government of Saskatchewan and issuance of applicable provincial permits; and (2) following a two-part public hearing process, CNSC approval of the EA and issuance of the Construction Licence. Such steps were achieved in 2025 and early 2026. For further details, see “*Wheeler River*” and “*Environmental, Health, Safety and Sustainability Matters*” below.

In October, the WRJV Management Committee approved the findings and recommendations of the Phoenix FS, which became an Approved Development Program (“**ADP**”) under the WRJV Agreement, providing the WRJV’s approval for development and construction of the project in accordance with the Phoenix FS.

At the October meeting of the WRJV Management Committee, JCU abstained from voting on the ADP. In accordance with the terms of the WRJV Agreement, non-support of the ADP by a participant means that such participant is no longer liable for its cost share of WRJV expenditures. As a result of JCU’s non-support through abstention, Denison has funded, and expects to continue to fund, 100% of the project expenditures from October 2024. The WRJV Agreement further requires that a participant who does not support an ADP must sell or transfer their interest. UEX, as operator of JCU, has notified Denison that it does not agree that JCU’s abstention from the ADP vote should be taken as non-support for the ADP and the sale or transfer of JCU’s participating interest in the WRJV has not yet occurred. See “*Legal and Regulatory Proceedings*” for further information.

#### 2025...

In July, Denison received SKMOE Ministerial approval of the EA under *The Environmental Assessment Act* of Saskatchewan to proceed with the development of Phoenix. With that, Denison submitted the Provincial application to Construct a Pollutant Control Facility. A Pollutant Control Facility Permit is required for the construction of the mining and processing components of the facility and is anticipated to be the primary provincial permit required for construction.

And in July, the Company announced the discovery of additional high-grade mineralization approximately 40 metres outside of the previously estimated mineralized domain associated with the D1 lens of the Gryphon deposit at Wheeler River. A total of ~12,500 metres of diamond drilling was completed in seventeen drill holes and multiple off cuts during the 2025 delineation program at Gryphon. Overall, the delineation program confirmed the current geological interpretation of the deposit and supported the grade-thickness assumptions in the resource block model. The delineation results demonstrate that Gryphon is an excellent high-grade basement-hosted uranium deposit that justifies further project development evaluation and de-risking. Gryphon is situated approximately 3 km northwest of the Phoenix ISR site

In August, the Company acknowledged an application for judicial review filed in the Court of King’s Bench for Saskatchewan by the Peter Ballantyne Cree Nation against the Government of Saskatchewan and the Company, asserting that the Province of Saskatchewan did not adequately exercise its duty to consult prior to its approval of the EA. See “*Legal and Regulatory Proceedings*” for further information.

In October and December, Denison participated in a two-part public hearing (“**Hearing**”) of the Commission, considering Denison’s application for the approval of the EA and the Construction Licence. Following the

multi-year federal review of the EA and related processes, CNSC staff recommended in their submissions that the Commission grant the EA approval and the Construction Licence. The Hearing was the final step in the federal review process.

In December, the Company announced execution of an Impact Benefit Agreement (“**IBA**”) with the Métis Nation–Saskatchewan (“**MN–S**”), 13 individual MN–S Locals, MN–S Northern Region 1 (“**MN–S NR-1**”), and MN–S Northern Region 3 (“**MN–S NR-3**”) (collectively, the “**Métis Parties**”). The IBA confirms the Métis Parties’ consent to and support for the development and operation of Wheeler River. In addition, the parties have also entered into an Exploration Agreement covering Denison’s exploration and evaluation activities.

And in December, the Company and the Ya’thi Néné Land and Resource Office (“**YNLR**”) announced the signing of the Nuhenéné Benefit Agreement, which is a regional mutual benefits agreement between Denison, YNLR, and each of the Hatchet Lake Denesuliné First Nation, Black Lake Denesuliné First Nation, Fond du Lac Denesuliné First Nation, the Northern Hamlet of Stony Rapids, the Northern Settlement of Uranium City, the Northern Settlement of Wollaston Lake, the Northern Settlement of Camsell Portage (collectively, the “**Athabasca Communities**”). The Agreement provides the Athabasca Communities’ consent to and support for the development and operation of Wheeler River, as well as Denison’s Waterbury Lake, Midwest, and McClean Lake projects.

Significant regulatory, engineering, and construction planning progress was made throughout 2025, positioning Phoenix in a construction-ready state and confirming an expected 2-year construction timeline. Approximately 87% of total engineering was completed at the end of 2025 and 92% of primary engineering deliverables were issued for construction.

## Other Properties

### 2023...

In April, Denison announced the completion of an internal conceptual mining study examining the potential application of the ISR mining method at the Midwest project. The concept study was prepared by Denison in 2022 and formally issued to the MWJV in early 2023. Based on the positive results of the concept study, the MWJV approved the completion of additional ISR-related work for Midwest in 2023 and 2024.

In November, the Company announced the completion of an inaugural ISR field test program at THT on the Waterbury Lake property. The program included (i) the installation of an eight well ISR test pattern designed to collect an initial database of hydrogeological data, (ii) testing of a permeability enhancement technique, (iii) the completion of hydrogeologic test work, and (iv) the execution of an ion tracer test which established a 10 hour breakthrough time between the injection and extraction wells, while also demonstrating hydraulic control of the injected solution. Overall, the program successfully achieved each of its planned objectives.

### 2024...

In January, Denison and Orano Canada announced that the MLJV approved a restart of uranium mining operations using the joint venture’s patented Surface Access Borehole Resource Extraction (“**SABRE**”) mining method. Activities in 2024 focused on preparations necessary to ready the existing SABRE mining site and equipment for continuous commercial operations, as well as the installation of pilot holes for the first mining cavities planned for excavation. See “*Denison Operations-SABRE Mining Program*” for further details.

And in January, Denison entered into an agreement (the “**KLP Agreement**”) with Grounded Lithium Corp. (“**Grounded Lithium**”) with respect to the Kindersley Lithium Project (“**KLP**”) in Saskatchewan. The KLP Agreement includes a series of earn-in options, with each earn-in option comprised of a cash payment to Grounded Lithium as well as project expenditures to advance KLP. The investment in KLP was seen as an opportunity for Denison to leverage its technical expertise to potentially unlock greater value for the project.

Should Denison complete all three earn-in options, it will have made cumulative cash payments to Grounded Lithium of \$3.2 million and have funded \$12 million in project expenditures to earn a 75% working interest in the KLP. Upon funding the total amounts of each earn-in option phase, Denison has the right to either exercise the earn-in option and acquire the working interest associated with that phase or move on to the ensuing option phase. The KLP Agreement terminates on the earliest of: (i) Denison electing to acquire its working interest and convert to a formal joint venture or to terminate, (ii) June 30, 2028, or (iii) a date as otherwise agreed between the parties.

In June, Denison and Orano Canada announced the completion of an ISR field test program at Midwest. The program involved drilling ten small diameter boreholes within the Midwest Main deposit, primarily undertaken to evaluate site-specific conditions for ISR mining. A series of tests were successfully performed on each borehole, creating an extensive database of geological, hydrogeological, geotechnical, and metallurgical data and validating certain key assumptions in the previously completed concept study evaluating the potential use of ISR mining at Midwest.

In September, Denison executed an option agreement with Foremost Clean Energy Ltd. ("**Foremost**"), which grants Foremost a multi-phase option to acquire up to 70% of Denison's interest in 10 non-core uranium exploration properties (the "**Foremost Transaction**"). Pursuant to the Foremost Transaction, Foremost would acquire such total interests upon completion of a combination of direct payments to Denison and funding of exploration expenditures with an aggregate value of up to approximately \$30 million. In October 2024, Foremost completed the conditions for the first tranche of the option, pursuant to which Denison received an upfront payment in Foremost common shares. If Foremost completes the remaining two phases of the Foremost Transaction, Denison will receive further cash and/or common share milestone payments of \$4.5 million and Foremost will fund \$20 million in project exploration expenditures.

#### 2025...

In January, pursuant to an acquisition agreement with Cosa Resources Corp. ("**Cosa**"), Cosa acquired a 70% interest in three of Denison's properties in the eastern portion of the Athabasca Basin region in northern Saskatchewan and formed three uranium exploration joint ventures, in exchange for approximately 14.2 million Cosa common shares, \$2.25 million in deferred equity consideration, and a commitment to spend \$6.5 million in exploration expenditures on the properties (the "**Cosa Transaction**").

In July, the MLJV announced the successful start of SABRE uranium mining operations at the McClean North deposit. In 2025, on a 100% basis, 4,392 tonnes of high-grade ore was extracted (Denison's share: 988 tonnes) with 648,558 pounds of U<sub>3</sub>O<sub>8</sub> in finished product produced at the McClean Lake mill (Denison's share: 145,926 pounds of U<sub>3</sub>O<sub>8</sub>) with an average operating cash cost of approximately \$36 per pound U<sub>3</sub>O<sub>8</sub> (approximately US\$26 per pound U<sub>3</sub>O<sub>8</sub>).

And in July, Denison and Orano Canada announced that several significant new intercepts of shallow high-grade uranium mineralization were encountered at the McClean South zone during a 6,400-metre exploration drilling program completed during the first half of 2025.

In August, the Company reported the results of the Preliminary Economic Assessment ("**PEA**") Denison completed for the MWJV assessing ISR mining of the Midwest Main deposit. The PEA highlights that ISR has the potential to be a technically sound and economically robust means to extract significant uranium production from the high-grade Midwest Main deposit with low initial capital costs, a high rate of return, and rapid payback.

In December, the Company completed a transaction with Skyharbour Resources Ltd. ("**Skyharbour**") resulting in the formation of four joint ventures proximal to the Company's Wheeler River property: Russell Lake ("**Russell Lake – Skyharbour**"), Getty East, Wheeler North, and Wheeler River Inliers. In addition, Denison and Skyharbour entered into option agreements, which will allow Denison to increase its ownership interest in each of the new Wheeler North and Getty East joint ventures to up to 70%.

## Commercial Activities

### 2023...

In 2023, the Company sold 200,000 pounds U<sub>3</sub>O<sub>8</sub> of its physical uranium holdings at a weighted average selling price of \$99.50 per pound U<sub>3</sub>O<sub>8</sub> (US\$73.38 per pound U<sub>3</sub>O<sub>8</sub>), representing a realized gain on sale of \$12.6 million (US\$8.8 million), based on Denison's average acquisition cost of \$36.67 per pound U<sub>3</sub>O<sub>8</sub> (US\$29.66 per pound U<sub>3</sub>O<sub>8</sub>). As at December 31, 2023, the Company's remaining uranium portfolio had increased in value by 228% since acquisition, to \$120.35 per pound U<sub>3</sub>O<sub>8</sub> (US\$91.00 per pound U<sub>3</sub>O<sub>8</sub>), for an aggregate value of approximately \$276.8 million (US\$209.3 million).

### 2024...

In 2024, the Company sold 100,000 pounds U<sub>3</sub>O<sub>8</sub> of its physical uranium holdings at a weighted average selling price of \$135.98 (US\$100.00) per pound, representing a realized gain on sale of \$9.9 million (US\$7.0 million), based on Denison's average acquisition cost of \$36.67 per pound U<sub>3</sub>O<sub>8</sub> (US\$29.66 per pound U<sub>3</sub>O<sub>8</sub>). As at December 31, 2024, the Company held 2,200,000 pounds U<sub>3</sub>O<sub>8</sub>.

### 2025...

In 2025, Denison entered a uranium sales contract with a third party which included upfront cash prepayments. Under this arrangement, Denison received \$8.2 million (US\$6.0 million) in December 2025, with an additional US\$4.0 million due by the end of 2026. As consideration for the prepayments, the counterparty will receive a discount from the then prevailing market price on the purchase of 4.5 million pounds of U<sub>3</sub>O<sub>8</sub>, with scheduled deliveries from 2028-2033.

And in 2025, the Company entered into sales commitments with market-related pricing terms for 550,000 pounds of U<sub>3</sub>O<sub>8</sub> with deliveries in 2026 and 250,000 pounds of U<sub>3</sub>O<sub>8</sub> with deliveries in 2027.

Finally in 2025, the Company sold 500,000 pounds U<sub>3</sub>O<sub>8</sub> of its physical uranium holdings at a weighted average selling price of \$108.50 (US\$78.63) per pound, representing a realized gain on sale of \$36.0 million (US\$24.6 million), based on Denison's average acquisition cost of \$36.67 per pound U<sub>3</sub>O<sub>8</sub> (US\$29.66 per pound U<sub>3</sub>O<sub>8</sub>). As at December 31, 2025, the Company held 1.7 million pounds U<sub>3</sub>O<sub>8</sub> of purchased physical uranium holdings, excluding Denison's share of finished goods produced from McClean North.

## Financing Activities

### 2023...

In October, Denison completed a bought deal equity financing resulting in the issuance of 37,000,000 shares at a price of \$2.03 (US\$1.49) per share for total gross proceeds of \$75.1 million (US\$55.1 million). The Company intends to use the net proceeds from the offering to fund (1) the advancement of the proposed Phoenix ISR uranium mining operation through the procurement of long lead items (including associated engineering, testing and design) identified during the ongoing Front End Engineering Design process and the Phoenix FS; (2) exploration and evaluation expenditures; and (3) general corporate and administrative expenses, including those in support of corporate development activities, and working capital requirements.

And in October, the Company completed a \$15 million strategic investment in F3 Uranium Corp. ("F3") with the acquisition of unsecured convertible debentures, which carry a 9% coupon payable quarterly, have a maturity dated of October 18, 2028, and are convertible at Denison's option into common shares of F3 at a conversion price of \$0.56 per share. F3 has the right to pay up to one third of the quarterly interest payable by issuing common shares. F3 will also have certain redemption rights on or after the third anniversary of issuance of the debentures and/or in the event of an F3 change of control.

In December, the Company amended and extended its credit facility with the Bank of Nova Scotia (the “**Credit Facility**”) to January 31, 2025.

During 2023, the Company issued 19,786,160 shares under its at-the-market equity offering program (“**ATM**”). The Shares were issued at an average price of \$1.91 per share for aggregate gross proceeds of \$37,877,000. The Company also recognized costs of \$845,000 related to the maintenance of the ATM and Share issuances, which includes \$757,000 of commissions, for net proceeds after commissions of \$37,130,000.

#### 2024...

In December, the Company completed a private placement of 3,000,000 Shares that qualify as “flow-through shares” for purposes of the *Income Tax Act* (Canada) at a price of \$4.70 per share for gross proceeds of approximately \$14,100,000, the proceeds of which are to be used on the Company’s exploration activities in 2025. The income tax benefits of this issue were renounced to subscribers with an effective date of December 31, 2024.

And in December, the Company extended the maturity date of its Credit Facility to January 31, 2026.

#### 2025...

In August, the Company completed its offering of ‘US-Style’ convertible senior unsecured notes due September 15, 2031 (the “**Convertible Notes**”) for an aggregate principal amount of US\$345 million. The Convertible Notes bear a cash interest coupon rate of 4.25% per annum payable semi-annually in arrears on March 15th and September 15th of each year, beginning March 15, 2026. The initial conversion rate for the Convertible Notes is 342.9355 Shares of Denison per US\$1,000 principal amount of Convertible Notes, equivalent to an initial conversion price of approximately US\$2.92 per Share (approximately 35% premium to the closing price of the Shares at the time of pricing on August 12, 2025). The effective conversion price of the Convertible Notes is increased up to US\$4.32 per Share (~100% premium to the closing price of the Shares at the time of pricing on August 12, 2025) after giving effect to the capped call overlay option strategy deployed by the Company, whereby Denison purchased cash-settled call options with a strike price equal to the initial conversion price of the Convertible Notes (US\$2.92) and a cap price of US\$4.32 (the “**Capped Calls**”). The purchase price for the Capped Calls was US\$35.4 million.

In December, the Company completed a private placement of 2,702,703 Shares that qualify as “flow-through shares” for purposes of the *Income Tax Act* (Canada) at a price of \$5.55 per share for gross proceeds of approximately \$15,000,000, the proceeds of which are to be used on the Company’s exploration activities in 2026. The income tax benefits of this issue were renounced to subscribers with an effective date of December 31, 2025.

## The Uranium Industry 2025

---

The uranium industry is relatively small, compared to other commodity or energy industries. Uranium demand is international in scope, but supply is characterized by a relatively small number of companies operating in only a few countries. Primary uranium production is concentrated amongst a limited number of producers and is also geographically concentrated. According to market research and analysis company, UxC, LLC (“**UxC**”) in its Q1’2026 Report, 79% of the world’s production in 2025 is projected to come from only four countries: Kazakhstan, Canada, Namibia, and Australia. Producers compete for market share and commercial terms necessary to support project economics. This is complicated by the influence of state-owned enterprises that operate within the uranium mining industry, often producing uranium supply as part of a vertical integration strategy that may be less sensitive to uranium pricing than those operating uranium mines as a primary business.

### Uranium Price

In 2025, the long-term price of  $U_3O_8$  steadily increased, finishing the year at US\$86 per pound  $U_3O_8$ , which represents a 16-year high and an approximately 9% increase from the end of 2024. This comes after a significant year-over-year increase during 2024, when the long-term price increased by 16% from US\$68 per pound  $U_3O_8$  at the end of 2023 to US\$79 per pound  $U_3O_8$  at the end of 2024. The Company believes the strengthening long-term price is representative of strong underlying market fundamentals for uranium.

By comparison, the uranium spot price was somewhat volatile during 2025, reaching a low of US\$63.45 per pound  $U_3O_8$  in mid-March, but then increasing to a high of US\$83.80 per pound  $U_3O_8$  in September before settling at approximately US\$82.00 per pound  $U_3O_8$  – representing an annual increase of approximately 12%. The spot price reflects sporadic discretionary buying and selling activity and, as a result, continues to experience greater price volatility than the long-term price, which reflects base-escalated pricing terms that typically comes from producer-to-consumer contracting in the form of multi-year supply contracts. Generally, a significant majority of uranium sales occur via long-term supply agreements, with comparatively smaller annual volumes clearing through the spot market.

The Company believes the current uranium market environment demonstrates notable similarities to the last time prices reached these levels. In 1991, the USA and the Russian Federation signed an agreement under which 500 tonnes of high enriched uranium (“**HEU**”) were purchased by the USA to be down-blended to low enriched uranium (“**LEU**”) to be used in civilian nuclear reactors. As a result, in the early 2000s, HEU and other former Soviet Union supplies remained a market hangover from the Cold War with elevated inventory levels weighing on prices for years and limited new supply coming online. Ultimately, this period of low prices, then compounded with adverse supply shocks and significant expected demand growth driven by ambitious plans for nuclear power in China, created a favourable environment for uranium prices. Due to years of under investment, meaningful new sources of supply were scarce at a time of rapid demand growth, and weekly spot uranium prices reached a high of US\$136.00/lb  $U_3O_8$  in June of 2007, according to UxC.

Following this period, the Japanese tsunami and associated Fukushima nuclear incident in 2011 disrupted the market and set in motion a similar period of low prices and excess inventories. Given the sudden shut-down of the entire Japanese nuclear fleet by 2012 and other reductions in demand, excess uranium inventories and excess enrichment capacity, which provided the ability to create additional uranium supply, catalyzed a downward shock to price. During this extended period, prices were below the cost of production for many producers, with weekly spot prices averaging ~US\$30.00 per pound  $U_3O_8$  and ranging from US\$18.00 per pound  $U_3O_8$  - US\$44.00 per pound  $U_3O_8$  between 2013 and 2019 according to UxC, leading to the shutdown of multiple mines and a sharp reduction in investment in new exploration and development activities across the sector. After years of supply discipline, and the accumulation of physical uranium positions amongst financial investors, the market reached an inflection point followed by six consecutive years of long-term price increases between 2020 and 2025, reflective of a market transition, where the cost of future production drives transactions rather than by the availability of surplus inventories. Looking ahead, the Company believes that increasing demand for nuclear energy, coupled with a prolonged period of

limited investment in new supply creates supply-demand dynamics that are supportive of strong uranium prices for the foreseeable future.

## Uranium Demand

In 2025, nuclear energy was the subject of growing investor interest due to its necessary role in the “clean energy transition” and its potential role in global energy security and energy growth initiatives. The Company believes these positive nuclear demand fundamentals support expectations for robust uranium markets. There is also increasing support from large technology companies that have announced partnerships with nuclear power utilities indicating a desire for reliable and emission-free electricity to meet expected growth in artificial intelligence and data centers’ electricity needs. This includes Meta’s 20-year power purchase agreement (“PPA”) announced in 2025 with Constellation to purchase nuclear energy from the Clinton Clean Energy Center in Illinois and Google’s 25-year PPA with NextEra Energy, announced in 2025 to support the potential restart of nuclear energy production at the Duane Arnold Energy Center in Iowa.

There is global focus on the importance of nuclear power in enabling the achievement of carbon emission goals and responding to growing energy demands. This recognition was further enshrined as over 20 nations pledged to triple nuclear energy generation capacity by 2050 at COP28 in Dubai in December 2023. This support continued to grow with over 30 nations pledging such support as of COP29 in Baku in November 2024, and now 38 nations have pledged such support as of March 2026 according to TradeTech LLC. The Company believes this wide-spread government support for nuclear energy represents a paradigm shift. In addition to the renewed commitment to nuclear from powerhouse nations like Japan, South Korea, France, and the United States in recent years, positive nuclear demand developments occurred in many nations in 2025.

Two notable nuclear reactor projects that had been in construction for nearly a decade reached commercial operations in 2025 including Rajasthan 7 in India, and Kursk 2-1 in Russia. Also in 2025, Zhangzhou 2 in China achieved first criticality and was connected to the grid for the first time. China continues to be a major source of growth for nuclear energy, with the International Atomic Energy Agency reporting that China currently has 33 reactors under construction. In Canada, Ontario Power Generation (“OPG”) continued refurbishment activities for the Darlington nuclear plant and Bruce Power continued its ongoing refurbishment efforts. OPG also signed contracts for reactor life extension projects at the Pickering B station and has begun planning a new nuclear plant in Port Hope, which could accommodate up to 10,000 megawatts of new generation capacity. Additionally, small modular reactors (“SMRs”) are being advanced in both Ontario and Saskatchewan, with OPG targeting completion of its first SMR project before 2030.

Looking forward, forecasts from UxC for global reactor units and nuclear capacity in 2035 is 549 units and 511 gigawatts electrical (“GWe”) installed capacity (estimated as of the fourth quarter of 2025) – representing a 28% increase in global nuclear power generation from 441 units producing nearly 400 GWe as of December 2025. UxC forecasts nuclear generation capacity growth to translate into similar increases in demand for uranium and forecasts 2035 base case uranium demand of 253 million pounds  $U_3O_8$ , an estimated 24% increase from expected 2025 demand of 204 million pounds  $U_3O_8$ .

## Uranium Supply

On the supply side, uranium production for 2025 is estimated at 163 million pounds  $U_3O_8$ , which represents a 2% increase over 2024 production levels, largely due to the ramp-up of Budenovskoye 6 and 7, and Muyunkum in Kazakhstan. Taken together with the UxC estimate of total demand for 2025, there is a significant primary supply shortfall, estimated to be approximately 20% of total demand or 41 million pounds  $U_3O_8$ . In the fourth quarter of 2025, UxC estimated 2026 primary production to increase to 174 million pounds  $U_3O_8$ , with the production increase being supported by increasing production from Kazatomprom in Kazakhstan, increasing year over year production levels from McArthur River in Canada, and a ramp up of a series of mines in Africa. Additionally, UxC estimates secondary supplies for 2026 are projected at 25 million pounds of  $U_3O_8$  equivalent (“ $U_3O_{8e}$ ”), which is a significant reduction from 40 million pounds  $U_3O_{8e}$

of secondary supplies estimated in 2025, 32 million pounds  $U_3O_8$  in 2024, and 60 million pounds  $U_3O_8$  in 2023. Strong demand in past years has accelerated the process of drawing down these secondary sources of supply. With this rapid decline in secondary supplies, the market is expected to continue its shift from an inventory-driven market to a production-driven market in the coming years.

The market has been responding to an increased focus on energy security. The importance of security of supply was magnified in July 2023, after a military coup in Niger led to expropriation of Orano SA's uranium mining operations in June 2024. In 2022, Niger ranked as the seventh largest uranium producing country.

The ongoing Russo-Ukrainian war, particularly since the Russian invasion of Ukraine in February 2022, continues to cause significant turmoil in the global nuclear fuel market. Russia is a significant supplier of enriched uranium to the rest of the world, with over 40% of the world's uranium enrichment capacity prior to the Ukraine invasion. In 2021, Russian enrichment comprised 31% of European Union enrichment purchases and 28% of US utility enrichment purchases. While deliveries of material from Russia to Western utilities continue, increased demand for non-Russian supply has led to significantly increased prices for uranium processing services. From December 2021 to December 2025, the long-term price of conversion and enrichment services increased by 197% and 184%, respectively. In the short- to medium-term, in order to increase enriched uranium production in the supply-constrained Western enrichment market, Western enrichers are expected to input more  $UF_6$  (overfeed) into their centrifuges in order to maximize production capacity. As a consequence, Western utilities in aggregate would require more natural uranium feedstock to produce the same quantity of enriched uranium (i.e., enrichment contracts contain higher tails assay levels). In 2023, US and European utilities demonstrated a path towards reduced reliance on Russian nuclear fuel supply and increasingly favouring Western supply chains. In December 2023, a US bill to curb imports of Russian uranium was approved by US Congress. In May 2024, the U.S. President signed law H.R. 1042, *the Prohibiting Russia Uranium Imports Act*, which prohibits the importation into the U.S. of low enriched uranium produced in the Russian Federation or by a Russian entity. This law includes a waiver provision to allow for imports if the U.S. Secretary of Energy determines no alternative source can be procured or if shipments are deemed in the national interest. This law reinforces the ongoing shift of Western uranium supply chains away from Russia, which increasingly favors North American uranium supply.

Russia is also a notable player in uranium logistics, with significant quantities of uranium from Central Asia typically transported through Russia to Russian ports for delivery to Western uranium conversion facilities. UxC estimates Kazakhstan and Uzbekistan combined for 47% of global primary uranium production in 2025. As a result, logistics of uranium shipped through Russia remains an item of concern to uranium end users. Some uranium has been successfully shipped from Kazakhstan to Canada via the Trans-Caspian International Transport Route, which does not include transit through Russia; however, reports indicate that this route is subject to operational limitations.

Overall, nuclear demand growth appears poised for acceleration led by a shifting global energy mix towards decarbonized energy at a time when limited investment in bringing new uranium mine supply online has occurred over the past decade. While some idled or curtailed production from existing uranium mining operations has returned to the market, it is expected that (i) production costs associated with further potential restart projects will be higher than previous levels due to inflation and other restart challenges, and (ii) much of the potential new or greenfield mine supply required to meet demand estimates remains several years away.

The accelerated decline in secondary sources of uranium supply in recent years, the depletion of existing mines, and growing future reactor demand, point to larger supply deficits that may prove difficult to balance without considerable and rapid investment in new large-scale uranium mining projects. Given that uncovered utility uranium requirements for the period from 2025 to 2045, not including typical inventory building or restriction on existing supply agreements with Russia, are estimated at 1.8 billion pounds  $U_3O_8$ , it is evident that the necessary new future sources of supply required by the market have not yet been secured by utilities, and that the response from incumbent suppliers to sign significant long-term supply contracts in recent years have not satisfied the needs of utility customers, meaning that there is good reason

to expect sustained utility procurement directed at incentivizing new projects to meet long-term demand needs.

## **Competition**

Exploration for uranium is being carried out on various continents, but in recent years development activities by public companies have been generally concentrated in Canada, Africa, Australia, and the United States. In Canada, exploration has focused on the Athabasca Basin region in northern Saskatchewan. Explorers have been drawn to this area by the high-grade uranium deposits that have produced some of the most successful uranium mining operations in recent history. Within the Athabasca Basin region, exploration is generally divided between activity that is occurring in the eastern portion of the Basin and the western portion of the Basin. The eastern portion of the Basin is a district that is defined by rich infrastructure associated with existing uranium mines and uranium processing facilities. Infrastructure includes access to the provincial power grid and a network of all-weather provincial highways. By comparison, there are no uranium mines or processing facilities in the western portion of the Basin, and access to the provincial power grid is not currently available.

Several uranium discoveries have been made in the Athabasca Basin region in recent years, and competition for capital, high-quality properties, and professional staff can be intense.

## Mineral Reserves & Mineral Resources

NI 43-101 requires mining companies to disclose mineral reserve and resource estimates using the subcategories of proven mineral reserves, probable mineral reserves, measured mineral resources, indicated mineral resources and inferred mineral resources.

Chad Sorba, P.Geol., Denison's Vice President Technical Services and Project Evaluation, is a "Qualified Person" in accordance with the requirements of NI 43-101, and has reviewed and approved all disclosure of scientific or technical information in this AIF.

### Denison Mineral Reserves and Mineral Resources

The following tables show the Company's current estimates of mineral reserves and mineral resources as at December 31, 2025. For more information about the Company's properties, see "Wheeler River" and "Other Exploration & Evaluation Projects".

#### Proven Mineral Reserve Estimates <sup>(1,14)</sup>

Project/Deposit	100% Basis			Company Share <sup>(9)</sup> Pounds of U <sub>3</sub> O <sub>8</sub> (,000)
	Tonnes	Grade % U <sub>3</sub> O <sub>8</sub>	Pounds of U <sub>3</sub> O <sub>8</sub> (,000)	
McClellan - Ore Stockpile <sup>(1)</sup>	92,022	0.41	842	190
Wheeler River - Phoenix <sup>(2)</sup>	6,300	24.5	3,400	3,200
<b>Total Proven Mineral Reserves</b>	<b>96,300</b>		<b>4,242</b>	<b>3,390</b>

#### Probable Mineral Reserve Estimates <sup>(1,2,3,4,14)</sup>

Project/Deposit	100% Basis			Company Share <sup>(9)</sup> Pounds of U <sub>3</sub> O <sub>8</sub> (,000)
	Tonnes	Grade % U <sub>3</sub> O <sub>8</sub>	Pounds of U <sub>3</sub> O <sub>8</sub> (,000)	
Wheeler River - Phoenix	212,700	11.4	53,300	50,600
Wheeler River - Gryphon	1,257,000	1.8	49,700	47,200
<b>Total Probable Mineral Reserves</b>	<b>1,469,700</b>		<b>103,000</b>	<b>97,800</b>

#### Measured Mineral Resource Estimates <sup>(1,5,7,14)</sup>

Project/Deposit	100% Basis			Company Share <sup>(9)</sup> Pounds of U <sub>3</sub> O <sub>8</sub> (,000)
	Tonnes	Grade % U <sub>3</sub> O <sub>8</sub>	Pounds of U <sub>3</sub> O <sub>8</sub> (,000)	
Wheeler River - Phoenix	64,200	21.8	30,900	29,400
<b>Total Measured Mineral Resources</b>	<b>64,200</b>		<b>30,900</b>	<b>29,400</b>

**Indicated Mineral Resource Estimates** <sup>(1,5,7,14)</sup>

Project/Deposit	100% Basis			Company Share <sup>(9)</sup>
	Tonnes	Grade % U <sub>3</sub> O <sub>8</sub>	Pounds of U <sub>3</sub> O <sub>8</sub> ( <i>,000</i> )	Pounds of U <sub>3</sub> O <sub>8</sub> ( <i>,000</i> )
Wheeler River - Phoenix <sup>(7)</sup>	216,000	8.3	39,700	37,700
Wheeler River - Gryphon <sup>(7)</sup>	1,643,000	1.7	61,900	58,800
<i>Wheeler River Subtotal</i>	<i>1,859,000</i>		<i>101,600</i>	<i>96,500</i>
McClellan - Sue F (formerly Caribou)	47,800	2.6	2,800	600
McClellan - Sue D	122,800	1.1	2,800	600
McClellan - McClellan North <sup>(13)</sup>	204,300	2.8	12,200	2,700
<i>McClellan Subtotal</i>	<i>374,900</i>		<i>17,800</i>	<i>3,900</i>
Midwest - Midwest Main	510,000	3.44	38,700	9,700
Midwest - Midwest A	566,000	0.87	10,800	2,700
<i>Midwest Subtotal</i>	<i>1,019,000</i>		<i>50,700</i>	<i>12,800</i>
Waterbury - THT (formerly J Zone)	291,000	2.0	12,800	9,000
<b>Total Indicated Mineral Resources</b>	<b>3,600,900</b>		<b>181,700</b>	<b>121,800</b>

**Inferred Mineral Resource Estimates** <sup>(1,6,14)</sup>

Project/Deposit	100% Basis			Company Share <sup>(9)</sup>
	Tonnes	Grade % U <sub>3</sub> O <sub>8</sub>	Pounds of U <sub>3</sub> O <sub>8</sub> ( <i>,000</i> )	Pounds of U <sub>3</sub> O <sub>8</sub> ( <i>,000</i> )
Wheeler River - Phoenix	5,600	2.6	300	300
Wheeler River - Gryphon	73,000	1.2	1,900	1,800
<i>Wheeler River Subtotal</i>	<i>78,600</i>		<i>2,200</i>	<i>2,100</i>
McClellan - Sue D	24,200	0.39	200	0
McClellan - Sue E <sup>(8)</sup>	483,400	0.69	7,300	1,600
McClellan - McClellan North <sup>(13)</sup>	3,300	0.79	100	0
<i>McClellan Subtotal</i>	<i>510,900</i>		<i>7,600</i>	<i>1,600</i>
Midwest - Midwest Main	905,000	0.54	12,700	3,100
Midwest - Midwest A	53,000	5.8	6,700	1,700
<i>Midwest Subtotal</i>	<i>846,000</i>		<i>18,200</i>	<i>4,600</i>
Waterbury - Huskie	268,000	0.96	5,700	4,000
<i>Waterbury Subtotal</i>	<i>268,000</i>		<i>5,700</i>	<i>4,000</i>
Christie Lake	588,000	1.57	20,400	3,500
<i>Christie Lake Subtotal</i>	<i>588,000</i>		<i>20,400</i>	<i>3,500</i>
<b>Total Inferred Mineral Resources</b>	<b>2,403,500</b>		<b>55,300</b>	<b>16,000</b>

## Historical Estimates

A qualified person has not done sufficient work to verify and classify these historical estimates as current mineral resources for the Company or confirm their reporting of resources is in accordance with NI 43-101 categories, though the Company has no reason to believe the information is not relevant or reliable. The Company is not treating this information as current mineral resources. As these do not represent material properties for the Company at this time, the Company does not currently have any plans to conduct work to verify the historical estimates.

## JCU Estimates

### Historical Indicated Mineral Resource Estimates <sup>(14)</sup>

Project/Deposit	100% Basis			Company Share <sup>(10)</sup>
	Tonnes	Grade % U <sub>3</sub> O <sub>8</sub>	Pounds of U <sub>3</sub> O <sub>8</sub> (,000)	Pounds of U <sub>3</sub> O <sub>8</sub> (,000)
Millennium <sup>(11)</sup>	1,442,600	2.39	75,900	11,400
Kiggavik <sup>(12)</sup>	10,418,000	0.55	127,300	21,500
<b>Total Indicated Mineral Resources</b>	<b>11,860,600</b>		<b>203,200</b>	<b>32,900</b>

### Historical Inferred Mineral Resource Estimates <sup>(14)</sup>

Project/Deposit	100% Basis			Company Share <sup>(10)</sup>
	Tonnes	Grade % U <sub>3</sub> O <sub>8</sub>	Pounds of U <sub>3</sub> O <sub>8</sub> (,000)	Pounds of U <sub>3</sub> O <sub>8</sub> (,000)
Millennium <sup>(11)</sup>	412,400	3.19	29,000	4,400
Kiggavik <sup>(12)</sup>	733,000	0.33	5,400	900
<b>Total Inferred Mineral Resources</b>	<b>1,145,400</b>		<b>34,400</b>	<b>5,300</b>

## McClellan South

### McClellan South Historical Estimates <sup>(15)</sup>

Deposit	Tons	100% Basis		Company's Share
		Grade (% U <sub>3</sub> O <sub>8</sub> )	Pounds of U <sub>3</sub> O <sub>8</sub> (,000)	Pounds of U <sub>3</sub> O <sub>8</sub> (,000)
Southwest Pod	47,600	2.10	2,000	500
Southeast Pod	126,700	0.73	1,900	400

## Notes to Mineral Resource and Mineral Reserve & Historical Estimates Tables:

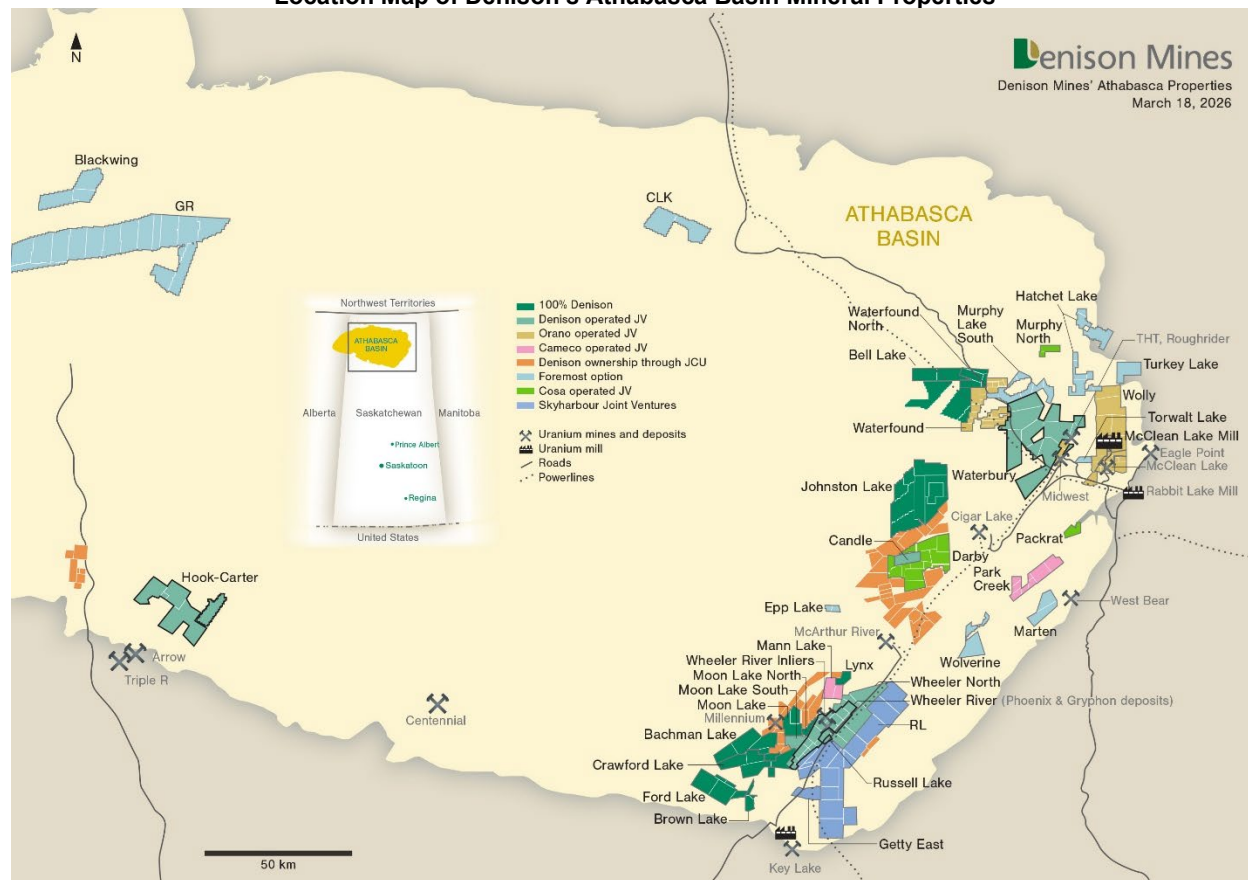
- (1) CIM definitions were followed for classification of mineral reserves and mineral resources. Mineral resources are not mineral reserves and do not have demonstrated economic viability. Mineral resources, mineral reserves, and relevant assumptions, parameters and methods used for estimating, are documented in the following technical reports filed under the Company's profile on SEDAR+ and EDGAR:
  - a. Wheeler River: The Wheeler Report (see "*Wheeler River*" below for further details).
  - b. McClellan: (A) the "Technical Report on the Denison Mines Inc. Uranium Properties, Saskatchewan, Canada" dated November 21, 2005, as revised February 16, 2006 (the "McClellan Technical Report"), (B) the "Technical Report on the Sue D Uranium Deposit Mineral Resource Estimate, Saskatchewan, Canada" dated March 31, 2006 (the "Sue D Report"), and (C) the "Technical Report on the Mineral Resource Estimate for the McClellan North Uranium Deposits, Saskatchewan" dated January 31, 2007 (the "McClellan North Technical Report"). The summary information on Denison's proven mineral reserve estimate for McClellan was prepared from the year-end stockpile survey reported by Orano Canada, the MLJV operator.
  - c. Midwest: "Preliminary Economic Assessment for the Midwest Property, Northern Saskatchewan, Canada" effective August 6, 2025.
  - d. Waterbury: "Preliminary Economic Assessment for the Tthe Heldeth Túé (J Zone) Deposit, Waterbury Lake Property, Northern Saskatchewan, Canada" effective October 30, 2020.
  - e. Christie Lake: "Technical Report for the Christie Lake Uranium Project, Saskatchewan, Canada" with an effective date of December 31, 2021 and filed on March 27, 2023.
- (2) Mineral reserves are estimated at a cut-off grade of 0.5% U<sub>3</sub>O<sub>8</sub> based on the ISR mining method, using a long-term uranium price of US\$50/lb U<sub>3</sub>O<sub>8</sub> and a CA\$/US\$ exchange rate of 1.33. The mineral reserves are based on a mine operating cost of \$0.78/lb U<sub>3</sub>O<sub>8</sub>, process operating cost of \$5.20/lb U<sub>3</sub>O<sub>8</sub>, and process recovery of 99%. The effective date of the mineral reserve estimate is June 23, 2023. A mine recovery rate of 80.6% has been applied to convert the mineral resources to mineral reserves. Recoverable U<sub>3</sub>O<sub>8</sub> refers to ISR recoverable and does not account for process losses.

- (3) The effective date of the mineral reserves is September 1, 2018. Mineral reserves for the Gryphon deposit are estimated at a cut-off grade of 0.58% U<sub>3</sub>O<sub>8</sub> based on longhole mining using a long-term uranium price of US\$50/lb and a US\$/CA\$ exchange rate of 0.8. The mineral reserves are based on a mine operating cost of \$150/t, mill operating cost of \$275/t, G&A cost of \$99/t, transportation cost of \$50/t, milling recovery of 97%, and 7.25% fee for Saskatchewan royalties. Mineral reserves include for diluting material and mining losses.
- (4) Mineral reserves are stated at a processing plant feed reference point and include diluting material and mining losses.
- (5) The measured and indicated mineral resources were estimated at various cut-off grades. They are:
- |            |                                     |                  |  |
|------------|-------------------------------------|------------------|--|
| • Phoenix: | 0.10% U <sub>3</sub> O <sub>8</sub> | • McClean North: | 0.10% U <sub>3</sub> O <sub>8</sub>            |
| • Gryphon: | 0.20% U <sub>3</sub> O <sub>8</sub> | • Midwest Main:  | 0.10% U <sub>3</sub> O <sub>8</sub> (0.085% U) |
| • Sue F:   | 0.10% U <sub>3</sub> O <sub>8</sub> | • Midwest A:     | 0.10% U <sub>3</sub> O <sub>8</sub> (0.085% U) |
| • Sue D:   | 0.10% U <sub>3</sub> O <sub>8</sub> | • THT (J Zone):  | 0.10% U <sub>3</sub> O <sub>8</sub>            |
- (6) The inferred mineral resources were estimated at various cut-off grades. They are:
- |            |                                     |                  |  |
|------------|-------------------------------------|------------------|--|
| • Phoenix: | 0.10% U <sub>3</sub> O <sub>8</sub> | • McClean North: | 0.10% U <sub>3</sub> O <sub>8</sub>            |
| • Gryphon: | 0.20% U <sub>3</sub> O <sub>8</sub> | • Midwest Main:  | 0.10% U <sub>3</sub> O <sub>8</sub> (0.085% U) |
| • Sue D:   | 0.10% U <sub>3</sub> O <sub>8</sub> | • Midwest A:     | 0.10% U <sub>3</sub> O <sub>8</sub> (0.085% U) |
| • Sue E:   | 0.10% U <sub>3</sub> O <sub>8</sub> | • Huskie:        | 0.10% U <sub>3</sub> O <sub>8</sub>            |
|            |                                     | • Christie:      | 0.20% U <sub>3</sub> O <sub>8</sub>            |
- (7) Measured and indicated mineral resources for Phoenix and indicated mineral resources for Gryphon are inclusive of mineral reserves.
- (8) The operator conducted confirmatory drilling on a portion of the Sue E mineral resources outside the designated pit and late in 2006 submitted a preliminary analysis detailing an inferred mineral resource of approximately 2 million pounds on a 100% basis in this area, as compared to the 7.3 million pounds estimated in the February 2006 technical report. The mineral resource has not been re-estimated using the new drill information.
- (9) As at December 31, 2025, pursuant to the terms of the agreements with its applicable joint venture partners, the Company had an effective 95.00% interest in Wheeler River, a 22.50% interest in McClean Lake; a 25.17% interest in Midwest; and a 70.55% interest in Waterbury Lake.
- (10) Denison's share has been calculated as 50% of the product of JCU's percentage interest in the applicable project multiplied by the estimated mineral resources on a 100% basis.
- (11) Millennium mineral resources as reported by Cameco Corporation as of December 31, 2025 on its website at <https://www.cameco.com/businesses/uranium-projects/millennium/reserves-resources>. Cut-off grades and other assumptions, parameters and methods used to estimate resources are unknown.
- (12) Kiggavik mineral resources as reported by Orano SA in its 2023 Activities Report and converted (for grades, from %U to %U<sub>3</sub>O<sub>8</sub>; and for pounds, from tonnes U to pounds U<sub>3</sub>O<sub>8</sub>). Cut-off grades and other assumptions, parameters and methods used to estimate resources are unknown. The report is available on its website at <https://www.orano.group/en/finance/publications-and-regulated-information-credit-update-orano>.
- (13) The mineral resource estimates for McClean North will be impacted by mining operations that commenced in 2025, but has not been re-estimated as at December 31, 2025. See "Denison's Operations-SABRE Mining Program".
- (14) Numbers may not add due to rounding.
- (15) The historical estimates do not comply with the requirement of NI 43-101. CIM definitions are not used.

## Mineral Properties – Athabasca Basin

Denison’s mineral property interests are primarily located in the Athabasca Basin region of northern Saskatchewan, the majority of which are located in the eastern portion of the Athabasca Basin, which is host to considerable existing infrastructure including uranium mines and mills, and provincial powerlines and highways (see location map, below). As at December 31, 2025, Denison has direct interests in 39 mineral properties in the Athabasca Basin, comprised of 256 claims covering approximately 457,000 hectares. Denison holds additional indirect interests in various uranium project joint ventures in Canada through its 50% ownership interest in JCU. Denison also holds an earn-in option to acquire an interest in the KLP from Grounded Lithium.

**Location Map of Denison’s Athabasca Basin Mineral Properties**



### Athabasca Basin Overview

The Athabasca Basin covers an area of approximately 100,000 square kilometres in northern Saskatchewan and northeastern Alberta. The Athabasca Basin is one of the principal uranium-producing districts in the world and is host to the world’s highest-grade and some of the world’s largest uranium mines and deposits, including the McArthur River mine and Cigar Lake mine located in the eastern Athabasca Basin.

The uranium deposits are classified as unconformity-associated (also unconformity-related and –type) deposits owing to their spatial association with a major unconformable contact between a relatively undeformed Proterozoic sedimentary basin (the Athabasca Basin) and underlying metamorphosed and deformed Archean to Palaeoproterozoic basement rocks. A broad variety of unconformity-associated deposit shapes, sizes, and compositions have been discovered. Two distinct varieties have been classified; 1) ‘egress-style’ polymetallic lenses at and above the unconformity, with variable and often highly elevated

base metal and rare earth elements (“REE”) contents, and 2) ‘ingress-style’ vein sets within basement rocks, with typically lower base metal and REE contents.

Egress-style deposits can occur in the sandstone, directly above the unconformity (e.g., Cigar Lake, Sue A and B), straddling the unconformity (e.g., Phoenix, Collins Bay B Zone, Midwest Main, Midwest A, McClean North, Key Lake) or perched high above the unconformity (certain zones at McClean Lake, Midwest, Cigar Lake). Ingress-style deposits are located in the basement rocks (e.g., Gryphon, Huskie, Eagle Point, Sue C, Sue E, Millennium, Arrow, Triple R); however, the Millennium deposit and, to an extent, the Gryphon deposit also contain subordinate mineralization at and above the unconformity. The Shea Creek deposits contain mineralization in the basement, deep in the basement, at the unconformity, and perched in the sandstone. In some deposits, there is a plunge to the mineralized pods from sandstone-hosted to basement-hosted within deposit–scale strike lengths (e.g., the Rabbit Lake-Collins Bay-Eagle Point trend, Sue trend deposits, McClean North).

The Athabasca unconformity-associated deposits are typically related to graphite-bearing structural zones within the metamorphosed and deformed Archean to Palaeoproerozoic basement rocks, which are often termed ‘corridors’ or ‘trends’. Alteration ‘halos’ or ‘envelopes’ tend to surround the mineralization, most notably in the overlying sandstone, and provide an enlarged exploration target through the detection of diagnostic alteration clays and geochemical pathfinder elements. Empirical exploration for the deposits typically involves mapping of structural corridors/trends by geophysical methods (dominantly electromagnetics, resistivity, or magnetics), followed by drill testing, given the buried or blind nature of the deposits below glacial cover or Athabasca sandstone, respectively. Drill core is subject to a variety of sampling and analytical methods to determine possible vectors toward mineralization, and downhole surveying is commonplace to test for elevated radioactivity or reconcile geophysical responses. The significant number of Athabasca uranium discoveries to date has also led to the development of numerous exploration models which are commonly used to facilitate interpretations and prioritize target areas.

Historical uranium production in the Athabasca Basin region used conventional open pit mining methods, such as the operations at Rabbit Lake, Cluff Lake, Key Lake and McClean Lake. Later in the mine life of Cluff Lake and Rabbit Lake, there was a transition to underground mining of other deposits on those properties.

The discovery of high-grade deposits such as Midwest, McArthur River and Cigar Lake in the 1980s did not immediately lead to production. The combination of challenging ground conditions (most notably the friable and water-saturated Athabasca sandstone conditions above the mineralization), depth, and the high-grade nature of the deposits required extensive research and development to design safe extraction methods before production was possible. Production from McArthur was achieved in the early 2000s, and Cigar Lake initiated production in 2014. Production from these mines was only made possible by their unique combination of high grades (average grades > 10% U<sub>3</sub>O<sub>8</sub>) and large scale (>300 million lbs U<sub>3</sub>O<sub>8</sub>), as well as the development of innovative mining techniques, including ground freezing combined with either raise-bore mining or the use of the jet-boring mining system (“**JBS**”). The Midwest deposits are smaller in size than McArthur River and Cigar Lake and remain undeveloped; however, mining options (including SABRE and ISR) have been considered and/or remain under evaluation by the MWJV.

In terms of mineral processing, each historical mining operation included a dedicated processing plant: Cluff Lake, Key Lake, Rabbit Lake and McClean Lake operations included on-site processing plants. Due to the rising cost of construction for such facilities and the availability of highways and other infrastructure in Saskatchewan’s North, processing of ores has transitioned to toll milling at existing facilities. McArthur River ore production is toll milled at the Key Lake mill, while Cigar Lake production is toll milled at the McClean Lake mill.

In 2025, the MLJV restarted uranium mining operations at the McClean North deposit using the joint venture’s patented SABRE mining method. See “*Denison’s Operations-SABRE Mining Program*” for further details. The SABRE ore produced from McClean Lake North is being processed at the McClean Lake mill.

## Wheeler River

---

Wheeler River, Denison's material project, is the largest undeveloped uranium project in the infrastructure-rich eastern portion of the Athabasca Basin region, in northern Saskatchewan. The project is host to the high-grade Phoenix and Gryphon uranium deposits, discovered by Denison in 2008 and 2014, respectively. The Wheeler River Joint Venture participants are Denison (90%) and JCU (10%). Denison is the operator/manager of the project.

### Wheeler Report

In June 2023, Denison announced the results of (i) the Phoenix FS completed for ISR mining of the high-grade Phoenix deposit and (ii) the Gryphon PFS Update for conventional underground mining of the basement-hosted Gryphon deposit.

The results of the Phoenix FS and Gryphon PFS Update were summarized in the technical report entitled "NI 43-101 Technical Report on the Wheeler River Project, Athabasca Basin, Saskatchewan, Canada", filed on August 9, 2023, with an effective date of June 23, 2023 (the "**Wheeler Report**"), authored by David Myers P.Eng., Lorne Schwartz P.Eng., and Paul O'Hara P.Eng. of Wood; Gordon Graham P.Eng. of Engcomp Engineering and Computing Professionals Inc. ("**Engcomp**"), Mark Hatton P.Eng. of Stantec Consulting Ltd., Dan Johnson P.E., RM SME, then of WSP USA Environment and Infrastructure Inc., Gregory Newman P.Eng. of Newmans Geotechnique Inc., Jeffrey Martin P.Eng. of Ecometrix Incorporated (now Egis Canada Ltd.), Mark Mathisen C.P.G. of SLR International Corporation ("**SLR**"), William McCombe P.Eng. of Hatch Ltd., Cliff Revering P.Eng. of SRK Consulting (Canada) Inc. ("**SRK**"), and Geoffrey Wilkie P.Eng. of CanCost Consulting Inc. The Wheeler Report is available under the Company's profile on the SEDAR+ website at [www.sedarplus.ca](http://www.sedarplus.ca) and on EDGAR at [www.sec.gov/edgar](http://www.sec.gov/edgar).

The conclusions, projections and estimates summarized herein are subject to the qualifications, assumptions and exclusions set out in the Wheeler Report and in the "Risk Factors" below; in particular, the development and construction of Phoenix is subject to license and permit conditions, agreements, or resources, including capital funding.

The Phoenix FS reflects several design changes and the results of a rigorous technical de-risking program completed by Denison following the publication of the 2018 PFS and confirms robust economics and the technical viability of an ISR uranium mining operation with low initial capital costs and a high rate of return. Highlights of the Phoenix FS include:

- Base case pre-tax Net Present Value ("**NPV**") (8%) of \$2.34 billion (100% ownership-basis) representing a 150% increase in the base-case pre-tax NPV<sub>8%</sub> for Phoenix from the 2018 PFS.
- Very robust base-case pre-tax Internal Rate of Return ("**IRR**") of 105.9%.
- Adjusted base case after-tax NPV<sub>8%</sub> of \$1.56 billion (100% basis) and IRR of 90.0% – with Denison's effective 95% interest in the project equating to an adjusted base case after-tax NPV<sub>8%</sub> of \$1.48 billion.
- Base case pre-tax and after-tax (adjusted) payback period of 10 months – equating to a reduction of 11 months for the pre-tax payback period from the 2018 PFS.
- Optimized production profile, based on ISR mine planning efforts evaluating production potential for individual well patterns – resulting in an increase to the planned rate of production by approximately 43% during the first five years of operations.
- Estimated pre-production capital costs of under \$420 million (100% basis), yielding a base case after-tax (adjusted) NPV to initial capital cost ratio in excess of 3.7 to 1.
- Economics that easily absorb cost-inflation and design changes impacting both operating and capital costs, confirming Phoenix's position with estimated cash operating and all-in costs expected to be amongst the lowest-cost uranium mines in the world.

- Phoenix FS plans aligned and costed to meet or exceed environmental criteria expected to be required by the ongoing regulatory approval process.
- Updated mineral resource estimate, reflecting the results of 70 drill holes completed in support of ISR de-risking and resource delineation activities, which has upgraded 30.9 million pounds U<sub>3</sub>O<sub>8</sub> into measured mineral resources, and increased the average grade of the Zone A high-grade domain. This domain is now estimated to contain 56.3 million pounds U<sub>3</sub>O<sub>8</sub> in Measured and Indicated mineral resources at an average grade of 46.0% U<sub>3</sub>O<sub>8</sub>.
- Upgraded 3.4 million pounds U<sub>3</sub>O<sub>8</sub> into Proven mineral reserves, representing the equivalent of 85% of production planned during the first calendar year of operations.

## Phoenix Initial Capital Cost Update

Based on the substantial completion of project engineering and execution of significant procurement activities since the effective date of the Phoenix FS, an updated initial capital cost estimate for the Project was released by the Company in January 2026. Accounting for increases in inflation, cost increases, and project refinements, the Company now estimates the total post-FID initial capital estimate for the Project to be approximately \$600 million, with improved accuracy equivalent to an AACE Class 2 cost estimate level of precision. This updates the Class 3 cost estimate (based on 2022 costing) reported in the Phoenix FS.

Updated initial capital costs have increased by 20% relative to the 2023 Phoenix FS once adjusted for inflation (see table below). The updated capital cost estimate includes \$65 million in contingency funds and owners' reserves, which represents approximately 12.5% of direct and indirect Project costs.

A notable refinement to the 2023 Phoenix FS is the planned installation of large diameter wells throughout the Phase 1 mining area to enable each well to act as an injection or recovery well. The Phoenix FS was based on approximately half of the wells in Phase 1 being large diameter and the other half being smaller diameter wells for injection only. While this modification increases initial capital costs, it is expected to improve the operational flexibility of the wellfield, optimize rates of recoveries, and support achievement of the Phoenix FS production targets.

<b>Phoenix Initial Capital Cost Estimate (100% basis)</b>				
	<i>2023 Phoenix FS<sup>(1)</sup></i>	<i>2023 Phoenix FS Inflated<sup>(2)</sup></i>	<i>Updated Capex Estimate</i>	<i>Variance from 2023 Phoenix FS Inflated</i>
Post-FID Initial Capital	\$419.4 million	\$500.5 million	\$600.0 million	20%

### Notes

(1) Based on the Phoenix FS.

(2) Inflation based on Statistics Canada Building Construction Price Increase for Industrial Buildings (Q4 2022 to Q3 2025) plus estimated additional 2% inflation for 2026.

The 2026 Capex Update excludes approximately \$100 million in pre-FID expenditures, which compares to \$67.4 million in pre-FID expenditures estimated in the Phoenix FS.

When compared to the Phoenix FS, using the same basis to determine the base-case uranium sales price for the Project (UxC's "Composite Midpoint" spot price scenario, using constant dollars), the projected base-case adjusted after-tax NPV for the Project remains effectively the same, as the increase in initial post-FID capital costs is offset by a modest improvement in the uranium price assumptions since mid-2023. After incorporating the 2026 Capex Update, Phoenix continues to be projected to produce robust economic results across all economic measures (see table below), including a base-case adjusted after-tax NPV to Initial Capital Cost factor of 2.6 to 1, and a high IRR.

### Phoenix Initial Capital Cost Estimate Comparison (100% basis)

	<i>2023 Phoenix FS<sup>(1)</sup></i>	<i>Updated Capex Estimate<sup>(2)</sup></i>
Post-FID Initial Capital	\$419.4 million	\$600.0 million
Base Case Uranium Price <sup>(3)</sup>	UxC Comp. Midpoint Q2 2023 (US\$66.53/lb - US\$70.11/lb)	UxC Comp. Midpoint Q4 2025 (US\$68.89/lb - US\$78.36/lb)
Post-Tax Payback Period <sup>(4)</sup>	~10 months	~12 months
Post-Tax NPV <sub>8%</sub> <sup>(5)</sup>	\$1.56 billion	\$1.57 billion
Post-Tax NPV <sub>8%</sub> <sup>(5)</sup> to Initial Capex Factor	3.7	2.6
Post-Tax IRR <sup>(5)</sup>	90%	73%

**Notes:**

- (1) Based on the Phoenix FS.
- (2) Estimated project economics reflect Updated Capex and revised base case uranium price, as described herein. All other costs and production estimates are consistent with the 2023 Phoenix FS and are shown from the point in time in which an FID is made and excludes pre-FID expenditures.
- (3) UxC LLC ("UxC") forecast is based on "Composite Midpoint" constant dollar scenario from UxC's Q2 2023 and Q4 2025 Uranium Market Outlook ("UMO"), as outlined above.
- (4) Payback period is stated as number of months to payback post-FID initial capital expenditures from the start of uranium production.
- (5) Post-tax NPV, IRR and payback period are based on the "adjusted post-tax" scenario in the Phoenix FS, which includes the benefit of certain entity level tax attributes which are expected to be available and used to reduce taxable income from the Phoenix operation.

Based on the Updated Capex, the Project's sensitivity to the uranium price has been updated. Since the Phoenix FS, expected uranium spot prices have increased slightly, whereas long-term uranium prices, which are intended to represent the pricing for base-escalated long-term contracts in today's dollars, have increased over 50% to US\$86.00 per pound U<sub>3</sub>O<sub>8</sub> compared to US\$56.00 per pound U<sub>3</sub>O<sub>8</sub> at the time of announcing the Phoenix FS.

### Phoenix Project Economics Sensitivity with Updated Capex<sup>(1)</sup> (100% basis)

<i>Uranium Price (US\$/lb U<sub>3</sub>O<sub>8</sub>)</i>	<i>Post-Tax Payback Period<sup>(4,5)</sup></i>	<i>Post-Tax NPV<sub>8%</sub><sup>(5)</sup></i>	<i>Post-Tax IRR<sup>(5)</sup></i>
Base Case <sup>(2)</sup> (US\$68.89 - \$78.36)	~12 months	\$1.57 billion	73%
US\$86.00 <sup>(3)</sup>	~11 months	\$1.94 billion	82%
US\$100.00	~10 months	\$2.35 billion	94%
US\$150.00	~7 months	\$3.78 billion	128%

**Notes:**

- (1) Estimated project economics reflect Updated Capex, as described herein. All other costs and production estimates are consistent with the 2023 Phoenix FS and economic results are shown from the point in time in which a FID is made and thus excludes pre-FID expenditures assumed to be approximately \$100 million.
- (2) The Phoenix FS used a base case uranium selling price derived from UxC based on "Composite Midpoint" constant dollar scenario from UxC's Q2'2023 Uranium Market Outlook ("UMO"). The equivalent base case price scenario is derived from the Q4'2025 UMO.
- (3) Long-Term pricing of US\$86.00/lb U<sub>3</sub>O<sub>8</sub> is based on UxC's month-end term price estimate as of December 31, 2025.
- (4) Payback period is stated as number of months to payback post-FID initial capital expenditures from the start of uranium production.
- (5) Post-tax NPV, IRR and payback period are based on the "adjusted post-tax" scenario in the 2023 Phoenix FS, which includes the benefit of certain entity level tax attributes which are expected to be available and used to reduce taxable income from the Phoenix operation.

All amounts are stated in Canadian dollars unless otherwise noted and computed using the same foreign exchange rate assumptions as used in the Phoenix FS (i.e. a US dollar to Canadian dollar exchange rate of 1.35).

<b>Summary of Key Phoenix Operational Parameters (100% basis)<sup>(1)</sup></b>	
Mine life	10 years
Proven & Probable reserves <sup>(2)</sup>	56.7 million lbs U <sub>3</sub> O <sub>8</sub> (219,000 tonnes at 11.7% U <sub>3</sub> O <sub>8</sub> )
First 5 years of reserves <sup>(3)</sup>	41.9 million lbs U <sub>3</sub> O <sub>8</sub> (Average 8.4 million lbs U <sub>3</sub> O <sub>8</sub> / year)
Remaining years of reserves	14.8 million lbs U <sub>3</sub> O <sub>8</sub> (Average 3.0 million lbs U <sub>3</sub> O <sub>8</sub> / year)
Initial capital costs <sup>(4)</sup>	\$600.0 million
Average cash operating costs	\$8.51 (US\$6.28) per lb U <sub>3</sub> O <sub>8</sub>
All-in cost <sup>(5)</sup>	\$24.92 (US\$18.41) per lb U <sub>3</sub> O <sub>8</sub>

**Notes:**

- (1) Based on the Phoenix FS, as updated for the capital cost update. For proven and probable reserves, see "Mineral Reserves and Resources" above.
- (2) See Denison press release dated June 26, 2023 for additional details regarding Proven & Probable reserves.
- (3) The first five years is determined by reference to the 60-month period that commences at the start of operations.
- (4) Initial capital costs exclude \$100.0 million in estimated pre-FID expenditures expected to be incurred before the project's FID has been made. See Denison press release dated January 2, 2026.
- (5) All-in cost is estimated on a pre-tax basis and includes all project operating costs, capital costs post-FID, and decommissioning costs divided by the estimated number of pounds U<sub>3</sub>O<sub>8</sub> to be produced.

This Wheeler River project description (including the technical details underlying the 2026 Capex Update) is supported by the Wheeler Report. There are no material changes to the technical information used for the Phoenix FS as described in the Wheeler Report, and Denison continues to expect the estimated construction timeline, annual rates of uranium production, operating costs, sustaining capital costs and reclamation costs to be largely consistent with the Phoenix FS. Accordingly, Denison is not, at this time, providing any updates to the Phoenix operating cost or other estimates in the Wheeler Report; however, it may do so in the future.

The Wheeler Report is recommended to be read in its entirety for a more fulsome understanding of the technical aspects of the Wheeler River project.

## Gryphon PFS Update Summary

The Gryphon PFS Update was targeted at the review and update of capital and operating costs. Mining and processing plans remain largely unchanged from the 2018 PFS, aside from minor scheduling and construction sequencing optimizations. The key points include:

- Base case pre-tax NPV (8%) of \$1.43 billion (100% basis) is a 148% increase in the base-case pre-tax NPV<sub>8%</sub> for Gryphon from the 2018 PFS.
- Strong base-case pre-tax IRR of 41.4%.
- Base case after-tax NPV<sub>8%</sub> of \$864.2 million (100% basis) and IRR of 37.6% – with Denison's effective 95% interest in the project equating to a base case after-tax NPV<sub>8%</sub> of \$821.0 million.
- Base case pre-tax payback period of 20 months, and base case after-tax payback period of 22 months – equating to a reduction of 17 months for the pre-tax payback period from the 2018 PFS.
- Gryphon remains a highly valuable project that provides Denison with an additional source of low-cost potential production to deploy significant free cash flows expected from Phoenix.

## Wheeler River Property Description, Location and Access

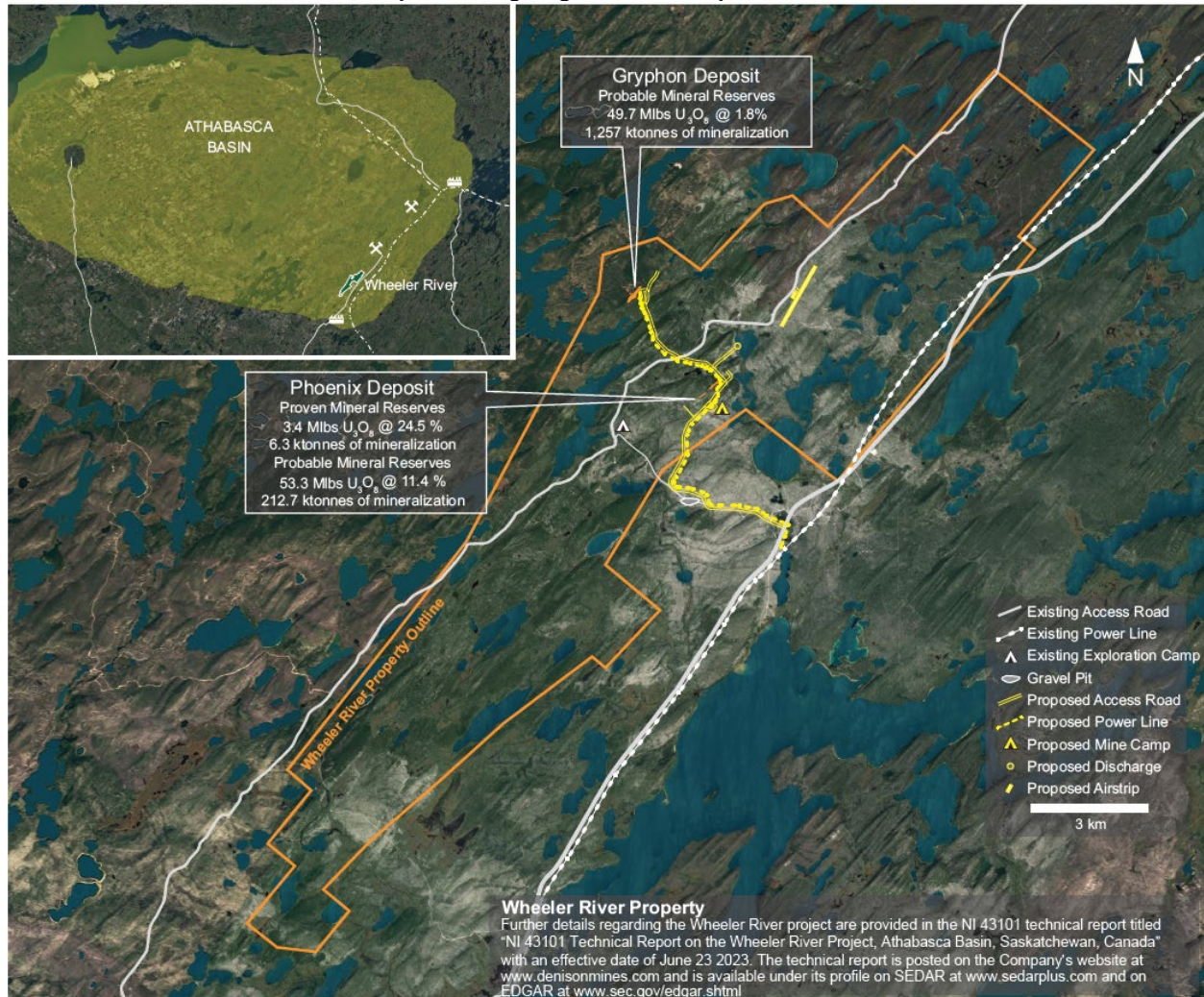
### Project Area and Location

Wheeler River is located in the eastern Athabasca Basin, approximately 600 km north of Saskatoon, 260 km north of La Ronge, and 110 km southwest of Points North Landing, in northern Saskatchewan. Wheeler River is comprised of a total of 19 contiguous mineral claims covering 11,720 ha and hosts the Phoenix deposit and Gryphon deposit. The Gryphon deposit is located approximately 3 km northwest of the Phoenix

deposit. The centre of the Wheeler River property is located approximately 35 km northeast of the Key Lake mill and 35 km southwest of the McArthur River mine along Provincial Highway 914.

The Wheeler River property is located within the boundaries of Treaty 10 (entered into between the Government of Canada and the First Nations People of Saskatchewan and Alberta). It is also located within the traditional territory of the English River First Nation, within the homeland of the Métis and within Nuhenéné.

**Location Map, Showing Regional and Proposed Infrastructure.**



### Permits, Environmental Liabilities, Royalties and other Encumbrances

Denison has obtained all permits known to be required for the work conducted on the Wheeler River property to date. The advancement of Wheeler River will be subject to comprehensive permitting, approvals and licensing processes. Environmental and permitting considerations for future work are discussed in detail in Section 20 of the Wheeler Report. See "Risk Factors" for more information on this and other potential risks that may affect access, title or the right or ability to perform work on the property.

Wheeler River is subject to royalties on mineral sales and profits levied by the Province of Saskatchewan in accordance with Part III of The Crown Mineral Royalty Regulations. See "Government Regulation - Saskatchewan Royalties" for further details. There is also a 10% Net Profits Interest associated with the property held by the WRJV in proportion to the ownership interests of each WRJV participant, of which

Denison is also a beneficiary. There are no other back-in rights or third-party royalties applicable to this property.

Denison has recognized certain environmental liabilities associated with the Wheeler River project in connection with historical and current operations, including without limitation, exploration activities, camp facilities and the feasibility field test conducted at Phoenix in 2022 and 2023.

### Access

Access to Wheeler River is by road, helicopter, or fixed-wing aircraft. Vehicle access to Wheeler River is by Highway 914, which terminates at the Key Lake mill. The Wheeler River Project is well located with respect to all-weather roads. The haul road between the Key Lake and McArthur River operations lies within the eastern part of the Wheeler River property.

The Fox Lake Road between Key Lake and McArthur River provides access to most of the northwestern side of the Wheeler River property. Gravel and sand roads and drill trails provide access by either four-wheel-drive or all-terrain vehicles to the rest of the property.

### Climate / Operating Season

The climate is typical of the continental sub-arctic region of northern Saskatchewan, with temperatures ranging from +32°C in summer to -50°C in winter. Winters are long and cold, with mean monthly temperatures below freezing for seven months of the year. Winter snowpack averages 70 to 90 cm. Field operations are possible year-round, except for limitations imposed by lakes and swamps and the periods of break-up and freeze-up. Freezing of surrounding lakes, in most years, begins in November, and break-up occurs around the middle of May. The average frost-free period is approximately 90 days.

The average annual precipitation for the region is approximately 450 mm, of which 70% falls as rain, with more than half occurring from June to September. Snow may occur in all months but rarely falls in July or August. The prevailing annual wind direction is from the west, with a mean speed of 12 km/h.

It is expected that any future mining operations will operate year-round. Field operations currently operate year-round and are conducted from Denison's Wheeler River camp, 4 km south of the Gryphon deposit and 3 km southwest of the Phoenix deposit.

### Sufficiency of Surface Rights, Power, Water, Personnel

There are sufficient surface rights for the planned future mining operations, including sufficient land to construct various facilities, including potential waste disposal areas and the process plant.

The site currently generates its own power. The Wheeler River property is also well located with respect to the provincial power grid and Phoenix has been designed to be powered by electricity from the SaskPower grid.

Subsequent to the effective date of the Phoenix FS, SaskPower completed the installation and electrification of a new 6 km transmission line connecting an existing 138kV transmission line to the Phoenix site. Electrification of the Phoenix site will now only require the installation of on-site electrical distribution infrastructure, including the main site transformer, substation high-voltage equipment, switchgear, and substation e-house – all of which are currently scheduled to be installed during the first year of construction.

Fuel and miscellaneous supplies are stored in the existing warehouse and tank facilities at the Wheeler River camp. Abundant water is available from the numerous lakes and rivers in the area.

To support the local economy, Denison has made a commitment to utilize local businesses whenever possible. Many of these local businesses are also Indigenous-owned. However, given the nature of

Denison's remote operations, mining supplies and labour will also need to be sourced from major centres such as Saskatoon, Regina, and possibly others.

### Topography, Elevation, Vegetation

The Wheeler River Project is characterized by a relatively flat till plain with elevations ranging from 477 to 490 metres above sea level ("**masl**"). Throughout the area, there is a distinctive north-easterly trend to landforms resulting from the passage of Pleistocene glacial ice from the northeast to the southwest. The topography and vegetation at the Wheeler River Project are typical of the taiga forest common to the Athabasca Basin area of northern Saskatchewan.

The area is covered with overburden from 0 to 119 m in thickness. The terrain is gently rolling and characterized by forested sand and dunes. Vegetation is dominated by black spruce and jack pine, with occasional small stands of white birch occurring in more productive and well-drained areas. Lowlands are generally well drained but can contain some muskeg and poorly drained bog areas with vegetation varying from wet, open, non-treed vistas to variable density stand of primarily black spruce and tamarack, depending on moisture and soil conditions. Lichen growth is common in this boreal landscape, mostly associated with mature coniferous stands and bogs.

### **Significant Risks**

Reference should be made to the "Risk Factors" and the factors and risks described in the Wheeler Report for more information.

### **History**

The Wheeler River Project was staked on July 6, 1977 and was vended into the WRJV pursuant to the Wheeler River joint venture agreement dated December 28, 1978 (the "**Wheeler JV Agreement**"), among AGIP Canada Ltd. ("**AGIP**"), E&B Explorations Ltd. ("**E&B**"), and Saskatchewan Mining Development Corporation ("**SMDC**"), with each holding a one-third interest.

On July 31, 1984, all parties divested a 13.3% interest in the WRJV and allowed Denison Mines Limited, a predecessor company to Denison, to earn a 40% interest. On December 1, 1986, E&B allowed PNC Exploration (Canada) Co. Ltd. ("**PNC**") to earn a 10% interest from its 20% interest. In the early 1990s, AGIP sold its 20% interest to Cameco (successor to SMDC), resulting in Cameco holding 40%. In 1996, Imperial Metals Corporation (successor to E&B), sold its remaining 8% interest to Cameco and 2% interest to PNC. Participating interests became Cameco 48%, PNC 12%, and Denison 40%.

In late 2004, Denison earned a further 20% interest from the other parties to the WRJV, after which the participating interests were Denison 60%, Cameco 30%, and JCU (a successor to PNC) 10%. Since November 2004, Denison has been the operator of the WRJV.

In January 2017, Denison executed an agreement with the partners of the WRJV to fund 50% of Cameco's ordinary share of joint venture expenses in 2017 and 2018 in exchange for a transfer of a portion of Cameco's interest. Based on spending during 2017, Denison increased its interest in the WRJV to 63.3%. In October 2018, Denison acquired all of Cameco's remaining interest, and the WRJV became Denison (90%) and JCU (10%).

In August 2021, Denison acquired an additional 5% indirect interest in the Wheeler River Project through the acquisition of a 50% ownership interest in JCU. Denison currently has an effective 95% ownership interest in the WRJV.

## Geological Setting, Mineralization and Deposit Types

### Regional, Local and Property Geology

Wheeler River is located near the southeastern margin of the Athabasca Basin in the southwest part of the Churchill Structural Province of the Canadian Shield. The Athabasca Basin is a broad, closed, and elliptically shaped cratonic basin with an area of 425 km east-west by 225 km north-south. The bedrock geology of the Athabasca basin area consists of Archean and Paleoproterozoic gneisses unconformably overlain by up to 1,500 m of flat-lying unmetamorphosed sandstones and conglomerates of the mid-Proterozoic Athabasca Group.

Wheeler River is located near the transition zone between two prominent litho-structural domains within the Precambrian basement, namely the Mudjatik Domain to the west and the Wollaston Domain to the east. The Mudjatik Domain is characterized by elliptical domes of Archean granitoid orthogenesis separated by keels of metavolcanic and metasedimentary rocks. The Wollaston Domain is characterized by tight to isoclinal, northeasterly trending, doubly plunging folds developed in Paleoproterozoic metasedimentary rocks of the Wollaston Supergroup, which overlie Archean granitoid orthogenesis identical to those of the Mudjatik Domain. The area is cut by a major northeast-striking fault system of Hudsonian Age. The faults occur predominantly in the basement rocks but often extend up into the Athabasca Group due to several periods of post-depositional movement. Local geology is very much consistent with the regional geology.

### Phoenix

Phoenix was discovered in 2008 and can be classified as an unconformity-associated deposit of the unconformity-hosted variety. The deposit straddles the sub-Athabasca unconformity approximately 400 m below surface and comprises three zones (A, B, C and D) which cover a strike length of about 1.1 km. The Phoenix deposit's zones A and B comprise an exceptionally high-grade core, averaging 46.0% and 22.3% U<sub>3</sub>O<sub>8</sub>, respectively. A lower-grade shell surrounds the high-grade core. The basement mineralization at Zone A occurs within local dilation zones near both ends of the deposit associated with the interpreted cross faults. No mineral resources have been estimated for either Zone C or Zone D.

Phoenix is interpreted to be structurally controlled by the WS Shear, a prominent basement thrust fault which occurs footwall to a graphitic-pelite and hanging wall to a garnetiferous pelite and quartzite unit. A minor amount of basement, fracture-hosted mineralization occurs within local dilation zones near both ends of the deposit associated with the interpreted cross faults.

The mineralization within the Phoenix deposit is dominated by massive to semi-massive uraninite associated with an alteration assemblage comprising hematite, dravitic tourmaline, illite and chlorite. Secondary uranium minerals, including uranophane and sulphides, are trace in quantity. Average nickel, cobalt, and arsenic concentrations are at the low end of the range found in other uranium deposits in the Athabasca basin.

Phoenix Zones A and B exhibit elevated concentrations of certain rare earth elements. While there is a strong correlation between the REEs and uranium mineralization, the correlation between heavy rare earth elements and the high-grade uranium domains is comparatively stronger than the correlation between high-grade uranium mineralization and light rare earth elements.

### Gryphon

Gryphon was discovered in 2014 and can be classified as an unconformity-related deposit of the basement-hosted variety. The deposit occurs within southeasterly dipping crystalline basement rocks of the Wollaston Supergroup below the regional sub-Athabasca Basin unconformity. The deposit is located from 520 to 850 m below surface, has an overall strike length of 610 m and dip length of 390 m, and varies in thickness between 2 and 70 m, depending on the number of mineralized lenses present.

A series of 24 stacked lenses referred to as the A, B, C, D and E-series, are controlled by reverse fault structures, which are mainly conformable to the basement stratigraphy and dominant foliation. The A, B and C series of lenses comprise stacked, parallel lenses that plunge to the northeast along the G-Fault, which occurs between hangingwall graphite-rich pelitic gneisses and a more competent pegmatite-dominated footwall. A ubiquitous zone of silicification (Quartz-Pegmatite Assemblage) straddles the G-Fault, and the A, B and C series of lenses occur in the hangingwall of, within, and in the footwall of the Quartz-Pegmatite Assemblage, respectively. The D series lenses occur within the pegmatite-dominated footwall along a secondary fault zone (Basal Fault) or within extensional relay faults which link to the G Fault. The E series lenses occur along the G-Fault, up-dip and along strike to the northeast of the A and B series lenses, within the upper basement or at the sub-Athabasca unconformity. The E series of lenses differ from the remaining sets of lenses as they do not follow the local scale plunge of the deposit. Instead, the mineralization is located planar to foliation and tight to the unconformity. The E series lenses are the only lenses to host unconformity mineralization at Gryphon.

Mineralization within the Gryphon deposit lenses is dominated by massive, semi-massive or fracture-hosted uraninite associated with an alteration assemblage comprising hematite, dravitic tourmaline, illite, chlorite and kaolinite. Secondary uranium minerals, including uranophane and carnotite, and sulphides are trace in quantity.

Gangue mineralogy is dominated by alteration clays (illite, kaolinite, chlorite), dravite and hematite with minor relict quartz, biotite, graphite, zircon, and ilmenite. Only trace concentrations of sulphides, comprising galena, chalcopyrite, and pyrite, are noted. Notable concentrations of molybdenum and lithium have also been identified within and around the mineralization, represented visually as lepidolite and molybdenite.

#### Mineral Deposit Type

The Phoenix and Gryphon deposits are classified as an Athabasca Basin unconformity-associated (also unconformity-related and -type) uranium deposit. Phoenix straddles the unconformity contact between the Athabasca sandstone and the underlying basement, signifying the unconformity as a major fluid pathway for uranium mineralization. Gryphon is primarily hosted in the basement rocks, with minor portions of the deposit situated at the unconformity.

Unconformity-associated uranium deposits are pods, veins, and semi-massive replacements consisting of mainly uraninite, close to basal unconformities, in particular those between Proterozoic conglomeratic sandstone basins and metamorphosed basement rocks. The uranium deposits in the Athabasca Basin occur below, across, and immediately above the unconformity, which can lie within a few metres of surface at the rim of the Basin to over 1,000 m deep near its centre. The deposits are formed by extensive hydrothermal systems occurring at the unconformity's structural boundary between the older and younger rock units.

Two end-members of the deposit model have been defined: (1) a sandstone-hosted egress-type model (i.e., Midwest A deposit) involved the mixing of oxidized sandstone brine with relatively reduced fluids issuing from the basement into the sandstone, and (2) a basement-hosted, ingress-type deposits (i.e., Rabbit Lake deposit) formed by fluid-rock reactions between oxidizing sandstone brine entering basement fault zones and the local wall rock.

Unconformity-type uranium deposits are surrounded by extensive alteration envelopes. In the basement, these envelopes are generally relatively narrow but become broader where they extend upwards into the Athabasca Group for tens of metres to even 100 m or more above the unconformity. Hydrothermal alteration is variously marked by chloritization, tourmalinization (high boron, dravite), hematization (several episodes), illitization, silicification/desilicification, and dolomitization. Modern exploration for these types of deposits relies heavily on deep-penetrating geophysics and whole-rock geochemical results from core samples.

Recently, basement-hosted deposits have become more recognized as a viable exploration target through the development of Eagle Point mine and the discovery of deposits such as Millennium, Triple R, and Arrow.

Exploration typically requires the recognition of significant fault zones within basement metasediments (often associated with graphite) with associated clay and geochemical alteration haloes.

## Exploration

Excluding the years 1990 to 1994, exploration activities comprising airborne and ground geophysical surveys, geochemical surveys, prospecting, and diamond drilling have continuously been carried out on the Wheeler River property from 1978 to present.

After the discovery of the Key Lake deposits in 1975 and 1976, the Key Lake exploration model has emphasized the spatial association between uranium deposition at, immediately above, or immediately below the unconformity with graphitic pelitic gneiss units in the basement subcrop under the basal Athabasca sandstone. The graphitic pelitic gneiss units are commonly intensely sheared and are highly conductive in contrast to the physically more competent adjoining rock types that include semipelitic gneiss, psammite, meta-arkose, or granitoid gneiss. From the late 1970s to the present, the Key Lake model has helped discover blind uranium deposits throughout the Athabasca Basin, although it is worth noting that the vast majority of EM conductors are unmineralized.

Following the Key Lake exploration model, EM techniques were the early geophysical methods of choice for the Wheeler River Project area from 1978 to 2004. More than 152 line-km of electromagnetic (“EM”) conductors have been delineated on the Wheeler River Project to depths of 1,000 m through the quartz-rich Athabasca Group sandstones that are effectively transparent from an EM perspective. These conductors or conductor systems were assigned a unique designation, and follow-up exploration drilling successfully identified several zones of uranium mineralization.

Since 2004, Denison has completed ground geophysical surveys over the Wheeler River property, including the DC resistivity surveys that identified the drilling target that led to the discovery of the Phoenix deposit in 2008. In 2004, a GEOTEM airborne EM and magnetic survey collected data covering the entire Wheeler River Project, while a FALCON airborne gravity gradiometer survey in 2005 targeted the unconformity uranium mineralization. A helicopter-borne versatile time-domain electromagnetic (“VTEM”) magnetic-radiometric survey was conducted over the Wheeler River Project in 2013 in an attempt to remove noise in the interpretation of a previous survey.

## Drilling

Diamond drilling has been the principal method of exploration and delineation of uranium mineralization after initial geophysical surveys. Drilling can generally be conducted year-round. Since 1979, over 1,000 diamond drill holes and 84 reverse circulation (“RC”) drill holes totalling in excess of 490,000 m have been completed on the Wheeler River property.

### Phoenix

Since 2008, 318 drill holes totalling 145,982 m have delineated the Phoenix deposit. The Phoenix deposit area has been systematically drill tested over approximately 1 km of strike length at a nominal spacing of 25 to 50 m northeast-southwest by 10 m northwest-southeast (perpendicular to strike). Delineation diamond drilling at Phoenix was primarily done with NQ sized core (47.6 mm diameter) in holes WR-249 through WR-275 and HQ sized core (63.5 mm diameter) reducing to NQ at 350 m in holes thereafter, with most holes successfully penetrating into the basement. Some additional infill holes were drilled primarily to test the spatial continuity of the mineralization. The bulk of the flat-lying high-grade mineralization is positioned at and sub-parallel to the unconformity.

### Phoenix Drilling Completed by Denison

Year	No. of Holes	Total Drilled (m)	Comments
2008	6	2,704	Discovery hole WR-249 drilled to test resistivity Target A. Hole WR-251 drilled to test Target B. Follow-up drilling testing mineralization to the southeast of WR-251
2009	39	18,805	Drilling higher-grade mineralization with additional drilling testing the continuity of the high-grade portion of the mineralized zone
2010	56	26,937	-
2011	66	32,553	-
2012	49	23,712	-
2013	22	11,064	Infill delineation drilling on Phoenix Zone A
2014	13	6,121	Drilling completed on Phoenix Zone A to extend high-grade portions
2015	2	1,557	-
2016	3	1,748	Diamond drilling completed in Phoenix Zone A to test ground conditions of proposed site infrastructure
2017	5	524	Drill holes completed in Phoenix Zone A to collect samples for metallurgical testing and further test ground conditions of proposed site infrastructure
2018	-	-	-
2019	7	2,518	Drilling wells to test hydraulic connectivity of Phoenix Zone A and rock mass surrounding the deposit
2020	22	7,571	PQ-sized environmental monitoring wells. Exploration drilling targeting the gap between Phoenix Zones A and B, and Phoenix Zones B and C
2021	15	5,990	15 wells drilled within Mining Phase 1 and two exploration holes
2022	10	4,177	PQ-sized monitoring wells in Mining Phase 1, 2 and 4
2023	-	-	-
2024 <sup>(1)</sup>	6	2,304	PQ/NQ-Sized drilling in 5 holes within Phase 1 and 2, for freeze well (2), monitoring (3), and injection well (1) test work.
2025 <sup>(1)</sup>	0	0	-

**Notes:**

(1) Completed subsequent to the effective date of, and not reflected in, the Wheeler Report.

### Gryphon

The first exploration drilling in the Gryphon area began in 1988 and continued intermittently through 2013. In 2014, Denison completed a drilling campaign of 23 holes for 16,666 m, which included the Gryphon discovery hole WR-556. Following the discovery of Gryphon, definition drilling has been carried out on all lenses (A through E series). Denison and predecessor companies have completed extensive drilling in the immediate Gryphon deposit area, of which 216 holes, totalling 119,720 m, drilled between 1985 and 2017 delineated the Gryphon deposit. Diamond drilling at Gryphon was primarily done with NQ-sized core (47.6 mm diameter) with most holes angled between 60° and 79° to the northwest.

### Gryphon Drilling Completed by Denison

Year	No. of Holes	Total Drilled (m)
2013	3	1,515
2014	26	17,915
2015	53	30,861
2016	73	43,605
2017	91	43,273
2018	23	14,157
2023 <sup>(1)</sup>	2	1,334
2024 <sup>(1)</sup>	0	0
2025 <sup>(1)</sup>	24	18,660

**Notes:**

(1) Completed subsequent to the effective date of, and not reflected in, the Wheeler Report.

## Sampling, Analysis and Data Verification

See “Athabasca Exploration: Sampling, Analysis and Data Verification” for details.

## Mineral Processing and Metallurgical Testing

### Phoenix

Test programs, including various forms of leaching tests, process plant circuit tests, and effluent and solid waste streams treatment steps, have been conducted on the Phoenix deposit before and during the Phoenix FS. The results of the tests indicate the ability to leach uranium using in-situ techniques, allow a representative recovery curve to be assembled, and indicate geochemistry requirements for subsurface remediation.

Leaching testwork for Phoenix has included:

- Grinding, leaching, and conventional downstream milling tests in 2014 conducted by Saskatchewan Research Council (“**SRC**”)
- Batch leach tests and bottle roll/agitation leach tests in 2017 conducted by Inter-Mountain Laboratories Inc. with alkaline and acidic based lixiviants
- Leach temperature tests on crushed core in 2020 conducted by SRC
- Column leach tests on blended crushed core in 2021 conducted by SRC
- Column leach and remediation tests on crushed and screened core from individual hydrogeologic units (variability) conducted by SRC in 2022
- Static uranium ore dissolution (jar) test on intact core in 2018 conducted by SRC
- Coreflood tests on intact core in 2018 to 2022 conducted by SRC
- FFT leaching and remediation in 2022 conducted by Denison

The main objective of the FFT was to demonstrate injection of lixiviant and recovery of uranium bearing solution from the commercial scale well test pattern. The FFT was a full-scale proof of concept of the ISR method in a thick and high-grade area of the deposit likely to be targeted for initial production.

The following process plant testwork has been conducted on the Phoenix deposit. The results informed the criteria and design of the process plant described in the Phoenix FS, with specific attention paid to environmental requirements for waste streams and to end-product quality.

- Four batch testing campaigns in 2021 and 2022, by SRC, of the following circuits: Iron and radium precipitation (using NaOH and lime), yellowcake (“**YC**”) precipitation, YC drying/calcining, and two stages of effluent treatment
- Five zero valent iron (“**ZVI**”) tests in 2022, by SRC, using fixed bed columns, for selenium removal as option for third stage of the effluent treatment
- Tests conducted in 2022 of third-party proprietary ion exchange and electroreduction (“**IX/ER**”) technology, as an option for selenium removal for third stage of the effluent treatment.

In 2024 and 2025, metallurgical testing continued with programs performed by SRC, including a hybrid core leach test, expected to provide information on leach progression during mining operations at the Phoenix deposit, and process circuit testing, to optimize performance.

## Gryphon

In 2017, Denison undertook a metallurgical testwork program at SRC Geoanalytical Laboratories, directly managed by Denison. Denison also completed a parallel test program at the Orano Service d'Études de Procédés et Analyses (“SEPA”) laboratories at Bessines-sur-Gartempe, France. SRC and SEPA are ISO 17025 certified. The objectives of the testwork programs were to further develop the optimum processing conditions and collect additional data to support engineering design, including confirming the adequacy of the McClean Lake mill for processing Gryphon ore. Tests conducted included: grinding test; leaching tests on three composite samples to validate leaching characteristics; settling and filtration tests; solvent extraction tests; yellowcake precipitation tests; and a tailings neutralization test.

In 2025, further grinding and leaching testwork was completed and validated the processing of various types of mineralization across the deposit lenses.

## Mineral Resource and Mineral Reserve Estimates

Mineral resources are reported in accordance with CIM Definition Standards (CIM, 2014) and prepared in accordance with the CIM Estimation of Mineral Resources and Mineral Reserves Best Practice Guidelines (CIM, 2019).

The estimates for Phoenix are presented assuming ISR extraction. The estimates for Gryphon are presented assuming underground mining methods.

Denison is not aware of any environmental, permitting, legal, title, taxation, socio-economic, marketing, political, or other relevant factors that could materially affect the mineral resource estimate, other than what is described in this AIF and the Wheeler Report. See “Risk Factors”.

**Phoenix Mineral Resource Statement, Effective Date June 23, 2023**

Confidence Category	Domain	Volume (x1000 m <sup>3</sup> )	Density (g/cm <sup>3</sup> )	Tonnes (kt)	Average Grade (%U <sub>3</sub> O <sub>8</sub> )	Contained U <sub>3</sub> O <sub>8</sub> (Mlb)
Measured	ZoneA_HG	6.7	3.84	25.9	50.7	28.9
	ZoneA_LG	16.5	2.33	38.3	2.3	2.0
	Total	23.2	2.77	64.2	21.8	30.9
Indicated	ZoneA_HG	8.8	3.37	29.6	42.0	27.4
	ZoneA_LG	57.9	2.33	134.8	2.0	5.8
	ZoneB_HG	4.3	2.66	11.5	22.3	5.7
	ZoneB_LG	17.1	2.34	40.1	0.9	0.8
	Total	88.1	2.45	216.0	8.3	39.7
<b>Total Measured and Indicated</b>		<b>111.3</b>	<b>2.52</b>	<b>280.2</b>	<b>11.4</b>	<b>70.5</b>
Inferred	ZoneA_Bsmt	2.4	2.34	5.6	2.6	0.3

### Notes:

- (1) Mineral resources are reported at a cut-off grade of 0.1% U<sub>3</sub>O<sub>8</sub>.
- (2) Mineral resources are reported using a uranium price of US\$55/lb U<sub>3</sub>O<sub>8</sub> and total combined mining, processing and G&A operating costs of US\$5.85/lb U<sub>3</sub>O<sub>8</sub>.
- (3) Mineral resources are inclusive of mineral reserves.
- (4) All figures have been rounded to reflect the relative accuracy of the estimate and may not sum due to rounding.

Due to the high-grade nature of the Phoenix deposit, additional infill drilling related to installation of an ISR well field will provide further definition of the high-grade uranium mineralization within the deposit footprint, leading to possible changes in the estimated uranium content. However, it is estimated that, given the current drill density within the deposit, any possible changes to the estimated uranium content would not be material based on the current geological understanding of the deposit.

**Phoenix Mineral Reserve Statement, Effective Date June 23, 2023**

<b>Confidence Category</b>	<b>Tonnes (kt)</b>	<b>Grade (% U<sub>3</sub>O<sub>8</sub>)</b>	<b>Recoverable U<sub>3</sub>O<sub>8</sub> (Mlb)</b>
<b>Proven</b>			
Phase 1	6.3	24.5	3.4
Subtotal Proven	6.3	24.5	3.4
<b>Probable</b>			
Phase 1	41.3	20.2	18.4
Phase 2	45.2	13.8	13.7
Phase 3	20.3	11.0	4.9
Phase 4	68.9	7.2	10.9
Phase 5	37.0	6.6	5.4
Subtotal Probable	<b>212.7</b>	<b>11.4</b>	<b>53.3</b>
<b>Total Proven and Probable</b>	<b>219.0</b>	<b>11.7</b>	<b>56.7</b>

**Notes:**

- (1) Mineral reserves are estimated at a cut-off grade of 0.5% U<sub>3</sub>O<sub>8</sub> based on the ISR mining method, using a long-term uranium price of US\$50/lb U<sub>3</sub>O<sub>8</sub> and a CA\$/US\$ exchange rate of 1.33. The mineral reserves are based on a mine operating cost of \$0.78/lb U<sub>3</sub>O<sub>8</sub>, process operating cost of \$5.20/lb U<sub>3</sub>O<sub>8</sub>, and process recovery of 99%.
- (2) A mine recovery of 80.6% has been applied to the tonnage to convert the mineral resources to mineral reserves. Recoverable U<sub>3</sub>O<sub>8</sub> refers to ISR recoverable and does not account for process losses.

The aggregate mine feed to the plant has been estimated to contain 56.7 million pounds U<sub>3</sub>O<sub>8</sub>. This represents 80.6% recovery of the measured and indicated mineral resource available for in-situ recovery and is the mineral reserve estimate determined from this study.

The FS analyzed the varying recovery rates amongst hydrogeological units (“**HGUs**”) and was a significant step in the definition of ISR efficacy for this deposit. Recovery varies based on the permeability and geochemistry of the HGUs and their interaction with adjoining units. To characterize the behaviour of ISR, a hydraulic tomography model was developed to estimate permeabilities in three dimensions throughout the deposit. These values were used in a hydrogeologic simulation to calculate in-situ flows between injection and recovery wells through the HGUs. The resulting flow field was input to a geochemical model to simulate recovery per well, per HGU. This recovery result was used to revise the well layout and individual flows in the hydrogeologic model. Several iterations of this modelling system were run to realize the optimized result. The recovery curve used as a basis for the geochemical model was obtained empirically from metallurgical testing.

In determining the conversion of mineral resources to mineral reserves for the application of the ISR mining method to a heterogeneous unconformity-style deposit, several modifying factors were considered. These include, but were not restricted to, mining, processing, metallurgical, infrastructure, economic, marketing, legal, environmental, social, and government factors. While a significant portion of the Phoenix mineral resource is classified as measured, demonstrating the highest degree of confidence in relation to geologic parameters, the cumulative assessment of all modifying factors supports the classification of probable mineral reserves for a large portion of the deposit, with a requirement of higher confidence in the modifying factors achieved through operating experience.

Estimated proven mineral reserves are based on the 2022 FFT, which provided additional confidence in the ISR method and ability to recover U<sub>3</sub>O<sub>8</sub> within the tested region of the deposit. A stockpile of 14,400 lb U<sub>3</sub>O<sub>8</sub> in uranium bearing solution was recovered to surface during the FFT, representing the initial ramp-up of a leach recovery curve. To calculate the proven mineral reserves, the recovery determined through computer modelling for Phase 1 was applied to the estimated in situ mass contacted during the FFT.

**Gryphon Mineral Resource Statement, Effective Date August 7, 2018**

<b>Confidence Category</b>	<b>Mineralized Domain</b>	<b>Tonnes (kt)</b>	<b>Grade (%U<sub>3</sub>O<sub>8</sub>)</b>	<b>Contained U<sub>3</sub>O<sub>8</sub> (Mlb)</b>
Indicated	Gryphon A1HG	148	7.6	24.7
	Gryphon A1LG	365	0.8	6.7
	Gryphon A2	262	1.0	5.5
	Gryphon A3	36	0.4	0.3
	Gryphon B1	161	1.1	3.7
	Gryphon B2	158	1.5	5.2
	Gryphon B3	59	1.3	1.7
	Gryphon C1	105	1.2	2.7
	Gryphon D1HG_HW	17	5.0	1.8
	Gryphon D1HG_MD	11	7.4	1.8
	Gryphon D1HG_FW	15	7.5	2.5
	Gryphon D1LG	153	0.6	1.9
	Gryphon D4	89	0.7	1.4
	Gryphon E2	65	1.1	1.7
	<b>Total Indicated</b>	<b>Gryphon</b>	<b>1,643</b>	<b>1.7</b>
Inferred	Gryphon A4	2	0.3	0.0
	Gryphon B5	10	0.3	0.1
	Gryphon D2	5	0.4	0.0
	Gryphon D3	13	1.2	0.4
	Gryphon E1	31	1.3	0.9
	Gryphon E2	12	2.0	0.5
<b>Total Inferred</b>	<b>Gryphon</b>	<b>73</b>	<b>1.2</b>	<b>1.9</b>

**Notes:**

- (1) Mineral resources for the Gryphon deposit are constrained by underground mining shapes using a minimum mining width of 2 m and an incremental cut-off grade of 0.2% U<sub>3</sub>O<sub>8</sub>. The cut-off grade includes considerations of a long-term uranium price of US\$55/lb, US\$/CA\$ exchange rate of 0.75, process recovery of 97%, an underground mine operating cost of \$130/t, haulage cost of \$32/t, process operating cost of \$280/t, G&A cost of \$104/t and incremental operating cost component of \$260/t for low-grade material.
- (2) High-grade mineralization was capped at 30% U<sub>3</sub>O<sub>8</sub> and restricted at 20% U<sub>3</sub>O<sub>8</sub> for the A1HG and capped at 20% U<sub>3</sub>O<sub>8</sub> for the D1HG with no search restrictions.
- (3) Low-grade mineralization was capped at 20% U<sub>3</sub>O<sub>8</sub> for the C1 domain, with search restrictions applied to U<sub>3</sub>O<sub>8</sub> grades greater than or equal to 10.0% U<sub>3</sub>O<sub>8</sub>.
- (4) Low-grade mineralization was capped at 15% U<sub>3</sub>O<sub>8</sub> for the B1, B2, E1, and E2 domains with search restrictions applied to U<sub>3</sub>O<sub>8</sub> grades greater than or equal to 10.0% U<sub>3</sub>O<sub>8</sub> for the B1 domain and 5.0% U<sub>3</sub>O<sub>8</sub> for the E2 domain.
- (5) Low-grade mineralization was capped at 10% U<sub>3</sub>O<sub>8</sub> for the A1-A4, B3-B7, C4-C5, and D2-D4 domains with no search restrictions.
- (6) Low-grade mineralization was capped at 5% U<sub>3</sub>O<sub>8</sub> for the D1 domain with no search restriction.
- (7) Bulk density is derived from grade using a formula based on 279 measurements from Gryphon.
- (8) Mineral resources are reported inclusive of mineral reserves.
- (9) Figures may not sum due to rounding.

**Gryphon Mineral Reserve Statement, Effective Date September 1, 2018**

<b>Confidence Category</b>	<b>Tonnes (Mt)</b>	<b>Grade (% U<sub>3</sub>O<sub>8</sub>)</b>	<b>Contained U<sub>3</sub>O<sub>8</sub> (Mlb)</b>
Probable	1.257	1.8	49.7
<b>Total</b>	<b>1.257</b>	<b>1.8</b>	<b>49.7</b>

**Notes:**

- (1) Mineral reserves are stated at a processing plant feed reference point.
- (2) Mineral reserves for the Gryphon Deposit are estimated at a cut-off grade of 0.58% U<sub>3</sub>O<sub>8</sub> based on longhole mining using a long-term uranium price of US\$50/lb and a US\$/CA\$ exchange rate of 0.8. The mineral reserves are based on a mine operating cost of \$150/t, mill operating cost of \$275/t, G&A cost of \$99/t, transportation cost of \$50/t, milling recovery of 97%, and 7.25% fee for Saskatchewan royalties. Mineral reserves include diluting material and mining losses.

The mineral reserve for Gryphon is estimated at 49.7 Mlb U<sub>3</sub>O<sub>8</sub> (1.2 Mt grading at 1.8% U<sub>3</sub>O<sub>8</sub>) as summarized in the above table.

The mine design and mineral reserve estimate have been completed to a level appropriate for a PFS. The Gryphon block model did not include any measured mineral resource material. All mineral reserves were converted from indicated mineral resources and are classified as probable mineral reserves. The inferred mineral resources contained within the mine design are considered as waste.

## Mining Operations

### Phoenix

The uranium ISR process, as proposed for Phoenix, involves the preparation of an acidic mining solution in the process plant that is transferred to the injection solution handling system at the wellfield to cause the dissolution of uranium compounds from the targeted mineralized zone. The acidic solution will dissolve and mobilize the uranium, allowing the dissolved uranium to be pumped to the surface as uranium bearing solution (“**UBS**”). UBS is recovered from the wellfield and transferred to the nearby process plant for uranium precipitation, drying, and packaging.

Containment of the solution is a requirement in ISR operations to ensure recovery of the uranium and to minimize regional groundwater infiltration into the mineralized zone and associated dilution of the mining solution. For Phoenix, it is proposed that artificial ground freezing will be implemented around the perimeter of the mineralized zone creating a vertical hydraulic barrier between the ISR zone and the external natural hydrogeology. The freeze wall will be established by drilling a series of vertical cased holes from surface and keying them into the basement rock. Circulation of a low temperature brine solution in the holes will remove heat from the ground, freezing the natural groundwater, and establishing an impermeable frozen wall around the deposit.

Benefits of ISR operations relative to traditional mining methods generally include:

- Minimal environmental impacts, including low noise, dust, and air emissions, low water consumption levels, minimal surface disturbance, and reclamation of the area.
- Ability to scale production up or down to meet market demands.
- Low initial capital costs and short timeframe to production.
- Low operating costs.
- Enhanced safety practices and procedures for workers – with minimal exposure to natural radiation associated with high-grade uranium orebodies and no requirement to work in an underground mining setting (as all work is performed from surface).

As detailed in the Wheeler Report, the Company’s evaluation of the ISR mining method at Phoenix has identified several significant environmental and permitting advantages, particularly when compared to the impacts associated with conventional uranium mining in Canada. The proposed ISR mining operation for Phoenix is expected to produce a low tonnage of solid waste relative to conventional uranium mill tailings, generate very small volumes of waste rock, and has the potential for low volumes of treated water discharge to surface water bodies, as well as the potential to use the existing power grid to operate on a near zero carbon emissions basis.

The planned use of ground freezing to isolate the ISR operation has the potential to streamline the mining process, minimize interaction with the environment, and facilitate controlled reclamation of the site at decommissioning.

Taken together, ISR mining at Phoenix has the potential to achieve a superior standard of environmental sustainability when compared to conventional mining and milling operations.

### Gryphon

The planned mining method for Gryphon is conventional longhole stoping with backfill. Longhole stoping is a widely used conventional mining method applied in both the Canadian uranium industry as well as in the broader mining industry for the extraction of base metals, gold, and other commodities.

According to the planned approach, access to the Gryphon deposit will be established through two shafts. The primary shaft will provide for movement of personnel and supplies, ore/waste hoisting, and fresh air to the underground operations. The second shaft will be solely for exhaust air and secondary egress. Heated fresh air will be delivered via the production shaft, with return air exhausted up the ventilation shaft. Both shafts will be excavated through blind boring methods. Blind bored shafts have been selected for vertical access in favour of typical full-face shaft sinking with cover grouting or freeze curtain protection. Blind bored shafts offer more competitive costs and construction schedules, and a reduced risk profile while sinking through saturated ground conditions. A composite steel/concrete liner will be installed over the full length of the shaft and grouted into basement rock. The main mine dewatering system will consist of a clean water pumping system that will pump decanted water to surface via piping in the ventilation shaft.

Access from the production shaft to the mine workings will be via a single ramp located on the hangingwall. Stope overcut and undercut drifts will include 100% shotcrete coverage and 150 mm of ballast on the floor to reduce the potential for radiation exposure.

The mine has been divided into five mining blocks, E Zone, Lower D, Upper and Lower Main, and Upper SW. Each mining block will be mined from the bottom up. Ore will be truck hauled to a rockbreaker/grizzly station and hoisted to surface. The mine is expected to produce approximately 605 t/d of ore and an average of 330 t/d of waste rock during the steady state operating period.

The Gryphon PFS Update assumes that the ore will be hoisted to surface and transported to the McClean Lake mill for processing. A two-year ramp-up to full production is planned, with the full production rate set at 9 million pounds  $U_3O_8$  per year. Processing at the McClean Lake mill will require the negotiation and execution of a toll milling agreement, which is not currently established, and will also require regulatory approvals, which have not been obtained.

## Processing and Recovery

### Phoenix

The uranium bearing solution from the Phoenix wellfield will be directed to a self-contained processing facility located adjacent to the wellfield. The process design was developed from the process plant testing campaigns, using UBS column leach test solution as feed.

In the process plant, the first step is removal of impurities such as iron and radium from the UBS as solids in the stage 1 (Fe/Ra) precipitation circuit. The stage 1 solids are temporarily stored. Next, the purified leach solution (“PLS”) feeds the stage 2 (YC) precipitation circuit, producing uranyl peroxide YC product solid, which is then dried and packaged for shipment.

The barren leach solution (“BLS”) from stage 2 (YC) precipitation feeds the effluent treatment (ET) circuit, comprised of three stages. The first ET stage (ET stage 1) is low pH neutralization, which precipitates most of the remaining radionuclides. The resulting solids are temporarily stored along with the process plant stage 1 (Fe/Ra) precipitation circuit cake product for subsequent shipment offsite. The second stage (ET stage 2) is high pH neutralization, which removes most of the remaining dissolved solids, forming a waste solids stream composed mainly of gypsum. This is pumped as slurry to a disposal pond for consolidation. The third ET stage neutralization (ET stage 3) targets selenium removal and adjusts final pH to near neutral. A small selenium-bearing waste solids stream is blended with the gypsum waste for disposal.

The different types of chemical reagents will be stored, used, and managed to ensure worker and environmental safety in accordance with standards developed by regulatory agencies and vendors.

Uranium recovery was estimated by evaluating the losses of the individual circuits and combining into an overall steady state recovery. The final mass balance recovery is estimated to be 96.5%, as shown in the following table:

### Phoenix Process Plant Steady State Recovery

Item	Uranium Content (%)
Process plant feed	100.0
Fe/Ra losses	3.0
ET losses	0.5
<b>Process plant recovery</b>	<b>96.5</b>

It is estimated that during the ramp-up period for production recovery will be lower, resulting in a Year 1 recovery of 93.4% and a life of mine (“**LOM**”) process plant recovery of 96.3%.

The majority of the Fe/Ra and ET losses end up in the process precipitate solids (“**PPS**”). Preliminary estimates for the recovery from the PPS, based on the assumptions in the Wheeler Report, potentially increases the overall Phoenix recovery by 2.7%. The potential LOM recovery is summarized in the following table:

### Potential Phoenix Life of Mine Recovery

Item	Uranium Recovery (%)
Process plant recovery	96.3
Potential PPS recovery	2.7
<b>Overall Potential Phoenix recovery</b>	<b>99.0</b>

### Gryphon

The Gryphon PFS Update assumes that Gryphon ore will be transported to the McClean Lake mill for processing. The mill is currently processing material from the Cigar Lake mine; however, it has additional licensed processing capacity to a total annual production of up to 24 million pounds U<sub>3</sub>O<sub>8</sub>.

The mine plan for Gryphon aligns well with expected available capacity at the McClean Lake mill. Proposed Gryphon deposit production scenarios do not exceed McClean Lake’s production capacity given certain assumptions regarding future production from the Cigar Lake mine. Gryphon ore is expected to be milled in parallel to Cigar Lake Phase 2 production, assumed in the Wheeler Report to be up to 15 million pounds U<sub>3</sub>O<sub>8</sub> per year, allowing for Gryphon ore processing at a peak of 9 million pounds U<sub>3</sub>O<sub>8</sub> per year.

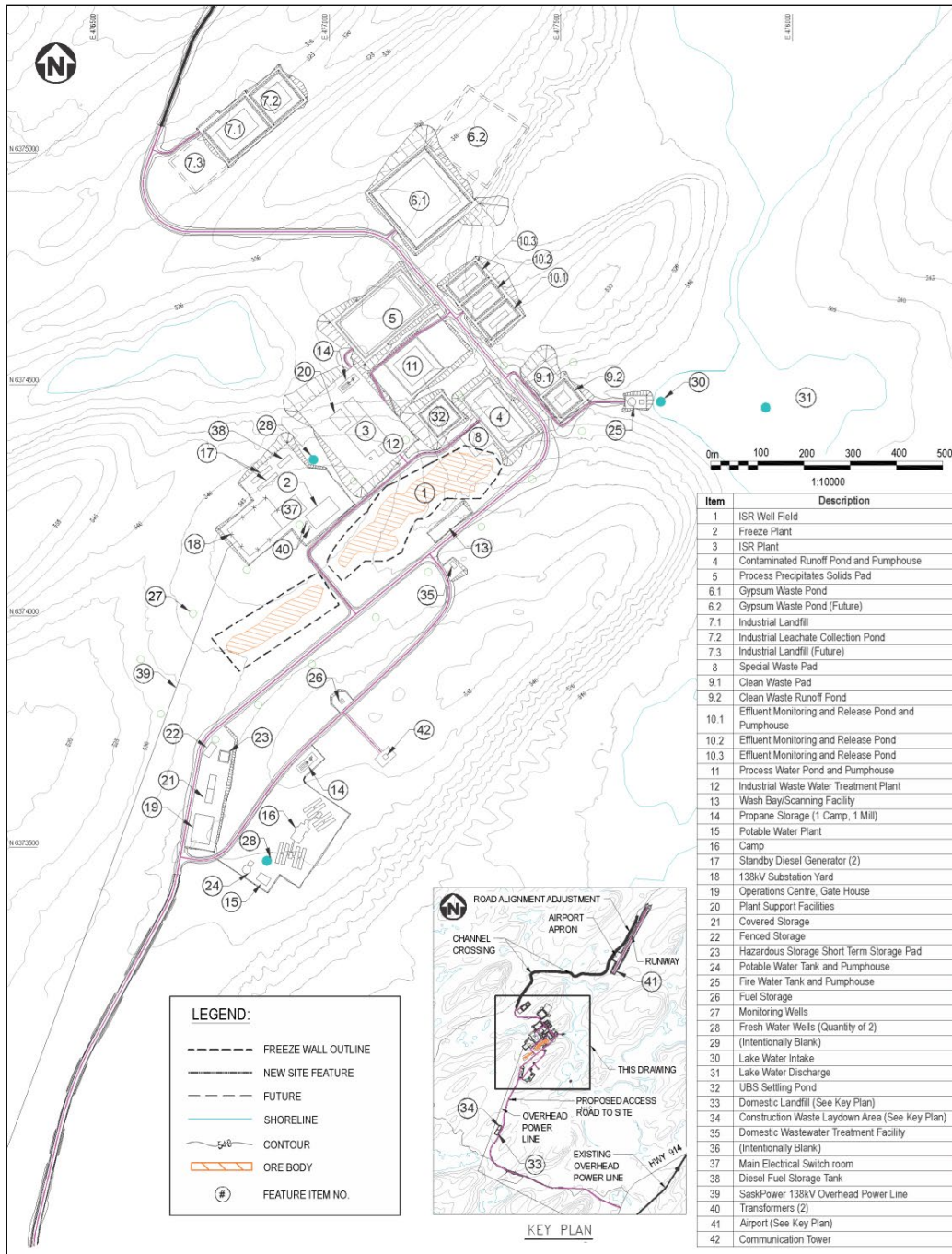
Processing the Gryphon deposit will require certain modifications to the McClean Lake mill. These modifications include expansion of the leaching circuit, the addition of a filtration system to complement the counter current decantation circuit capacity, the installation of an additional tailings thickener, and expansion of the acid plant. Various other upgrades will also be required throughout the mill to permit production at the full licensed capacity.

## Infrastructure, Permitting and Compliance Activities

### Phoenix Infrastructure

The Phoenix site layout is reasonably compact around the deposit, and working within the natural terrain where practical, to limit environmental disturbance. Modular or temporary facilities are planned where practical to reduce impact and simplify site closure. The camp is designed for 100 occupants and for expansion to 150 if and as needed.

## Phoenix Indicative Site Plan



The site plan is organized into radiological areas for control purposes. The wellfield, plant and nearest ponds are designated site locations where radioactive materials may be used or stored. Unauthorized persons are prohibited from entering radiation areas. The camp and operations facilities south of the production area are deemed non-radiation areas. Non-radiation areas are areas where no radioactive materials are used or stored. The main site road will form a tertiary barrier between the radiation and non-radiation areas.

The planned infrastructure includes a gravel road from Highway 914 to site and the electrical power line from existing SaskPower distribution. A new airstrip and domestic and construction waste management areas are also included in site infrastructure plans.

Water is drawn from Whitefish Lake to the east. Well water is also available, which will be used to prepare potable water in the treatment plant near the camp. Domestic wastewater is sent to a mechanical treatment plant which produces water usable in the wellfield, and solids that are disposed in the industrial landfill.

#### Phoenix Permitting and Compliance Activities

At the date of the Phoenix FS, environmental studies of the Phoenix ISR operation were significantly advanced: baseline environmental data collection, technical assessments, plus extensive engagement and consultation with Indigenous and non-Indigenous interested parties had been completed with sufficient rigor to support development and submission of the draft EIS, and associated technical documents, to the provincial and federal regulators in 2022.

The EIS outlines the Company's EA, being the assessment of the potential effects, including applicable mitigation measures, of the proposed ISR uranium mine and processing plant planned for Wheeler River.

Based on the information and related evaluation and assessment of effects, the EA shows that the ISR operation can be constructed, operated, and decommissioned in a manner that is not likely to cause significant residual adverse effects to the biophysical or human environments, on its own or cumulatively with existing and reasonably foreseeable developments. Importantly, the Phoenix FS designs and plans incorporate learnings and mitigation measures identified through the EA process.

See "*Government Regulation – Environmental Assessments*" for more information.

In addition to the EA process, Denison is required to obtain construction and operations permits from the Saskatchewan Ministry of Environment and licences from the CNSC.

See "*Government Regulation – Licensing and Permitting*" for more information.

Denison understands the importance of protecting the area in which it is working, including the land, the water, the animals, the air and culture. Denison further recognizes the importance of early and ongoing engagement and has been developing relationships with key interested parties since 2016. Amongst Denison's guiding principles is the utmost respect for Indigenous communities, Indigenous Rights, and traditional knowledge. Denison wishes to work in partnership to return meaningful benefits from the Wheeler River project to potentially impacted Rights holders, communities, and/or groups.

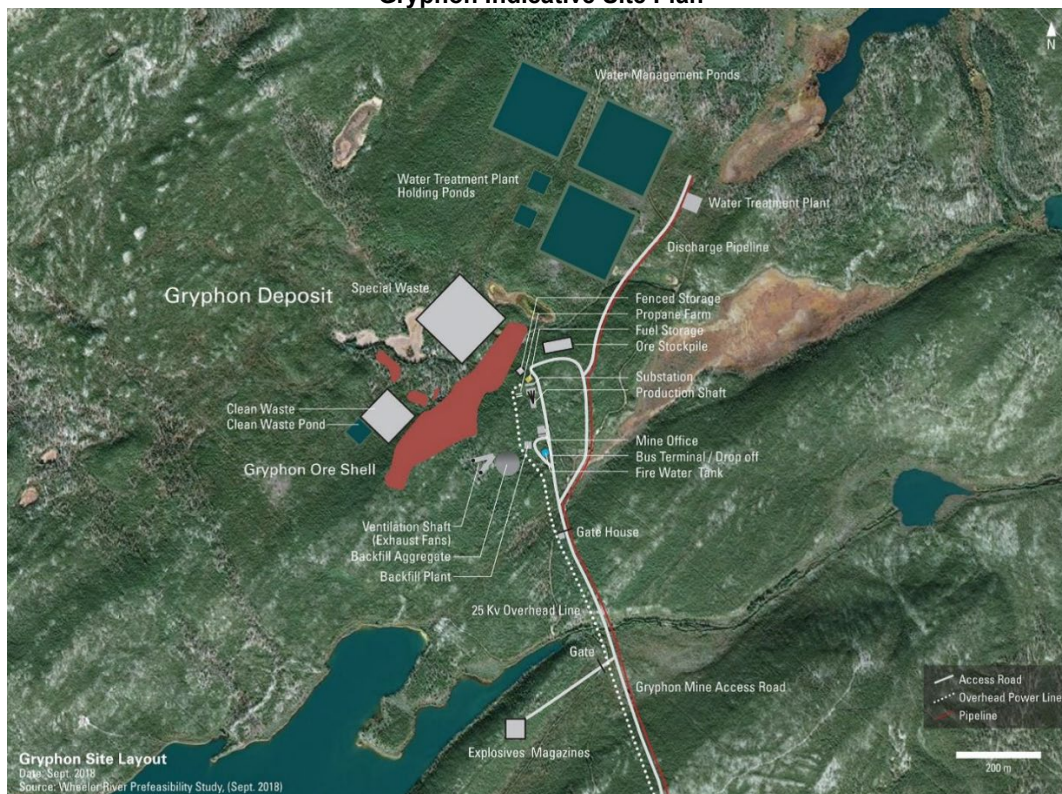
Since 2016, Denison has engaged with interested parties to develop meaningful relationships and facilitate a collaborative approach to engagement and the advancement of Wheeler River.

See "*Environmental, Health, Safety & Sustainability Matters*" for further details.

#### Gryphon

A conceptual layout of the plan view of the Gryphon site surface facilities shows the relative scale and nominal footprint size of major infrastructure items, including shafts, ore stockpile, waste rock storage, backfill plant, water treatment plant, water treatment and management ponds, fuel and propane storage, explosive storage and operations centre. It is assumed the Phoenix camp will be used during Gryphon mine development and production.

## Gryphon Indicative Site Plan



Gryphon is approximately 3 km northwest of the Phoenix deposit. Access to the Gryphon site will be via a 2 km road extension from the Phoenix site development. It will also be accessible by the airstrip northeast of the Phoenix deposit. Production from the Gryphon site will be trucked to the existing McClean Lake mill to the northeast via existing Provincial Highway 914, including approximately 50 km of new road between the McArthur River mine and the Cigar Lake mine.

### Gryphon Permitting and Compliance Activities

Although the current EIS and licensing efforts are not focused on the Gryphon project, significant baseline information has been gathered through the EA programs completed on the Wheeler River property. It is likely that additional and confirmatory baseline data collection will be required to complete the environmental approval process for the Gryphon project. As a result of a change in Federal legislation in 2019, the Gryphon project will undergo an EA to meet the requirements of the Saskatchewan Environmental Assessment Act; however, no Federal EA will be required.

Based on the existing understanding of the proposed Gryphon project, there is no reason to assume the Gryphon project could not successfully complete an environmental assessment which could be acceptable to the federal and provincial regulatory regimes and the Gryphon project's stakeholders.

Additional regulatory approvals will be similar to those of the Phoenix ISR operation, whereby a Provincial permit and a CNSC licence will be prerequisites ahead of Gryphon project construction and operation. When Gryphon moves forward, while consultation for Phoenix is relevant, consultation specific to Gryphon will be undertaken.

The decommissioning and reclamation plan for Gryphon will need to be reviewed and developed in more detail as the Gryphon project is advanced.

## Phoenix Capital and Operating Costs and Economic Analysis

### Capital Costs

The Phoenix FS provided an estimated initial capital cost of the Phoenix project of \$419.4 million, expressed in first-quarter 2023 Canadian dollars. This estimate falls under the AACE International Recommended Practice No. 47R-11 Class 3 Classification Guideline, with an expected accuracy to be within -15%/+25% of the Phoenix project's final cost, including contingency. The costs include construction of the initial ground freezing plant and wells, the first phase of production wells, and the ISR process plant and infrastructure required for first production.

See "*Wheeler River – Phoenix Initial Capital Cost Update*" for more information.

Sustaining capital is estimated to be \$234.1 million and considers expansion of the wellfield and ground freezing system, and development of the injection solution system as the wellfield advances, expansion of the gypsum storage pad and modification to the process plant to accommodate well remediation.

### Operating Costs

The operating costs over the Phoenix LOM are estimated at \$478.1 million. Average operating costs are estimated at \$8.51/lb U<sub>3</sub>O<sub>8</sub> (US\$6.28/lb U<sub>3</sub>O<sub>8</sub>) produced. Operating costs during the first five years of production are expected to be \$6.64 (US\$4.90) per pound U<sub>3</sub>O<sub>8</sub>, benefitting from increased scale of operations and higher concentrations of uranium contained in recovered UBS. During the remaining years of production, operating costs are expected to be \$13.69 (US\$10.10) per pound U<sub>3</sub>O<sub>8</sub>.

Phoenix Operating Costs			
Cost Area	Total Cost (\$M)	Cost (\$/lb U <sub>3</sub> O <sub>8</sub> )	Percentage of Total (%)
Mining	44.4	0.79	9
Processing	294.8	5.25	62
Transport to converter	13.7	0.24	3
Site support / G&A	125.1	2.23	26
<b>Total</b>	<b>478.1</b>	<b>8.51</b>	<b>100</b>
<b>Total US\$</b>		<b>6.28</b>	
<b>U<sub>3</sub>O<sub>8</sub> Sales (Mlb)</b>		<b>56.2</b>	

Note: Figures may not sum due to rounding.

## Gryphon Capital and Operating Costs and Economic Analysis

### Capital Costs

The estimated initial capital cost for the Gryphon project is \$737.4 million, expressed in third-quarter 2022 Canadian dollars. Costs developed from first principles in the 2018 study were escalated by 36% based on the Chemical Engineering Plant Cost Index for equipment and materials. Labour, subcontract, equipment rental and contractor indirect costs were escalated by 10%, and other materials were escalated by 20%.

This estimate falls under the AACE International Recommended Practice No. 47R-11 Class 4 Classification Guideline, with an expected accuracy to be within -15% to -30% and +20% to +50% of the Gryphon project's final cost, including contingency. The costs include shaft construction, underground development and mobile equipment, and McClean Lake mill upgrades.

### Gryphon Initial Capital Cost Estimate

Area	Area Description	Cost (\$M)
<b>Direct Cost</b>		
	Shafts	222.4
	Surface facilities	63.0
	Underground	63.9
	Utilities	5.3
	Electrical	5.4
	Civil and earthworks	16.0
	McClellan Lake mill upgrade	67.9
	Off-site infrastructure	43.7
Total Direct Cost		487.6
<b>Indirect Cost</b>		
	Indirect costs	76.5
	Owner's costs	25.6
Total Indirect Cost		102.1
	Contingency	147.7
<b>Total Capital Cost</b>		<b>737.4</b>

**Note:** Figures may not sum due to rounding.

Additional pre-commitment costs of \$56.5 million are estimated to be necessary to advance the Gryphon project definition for regulatory purposes, and specifically to support a licence to construct satisfying the Canadian Uranium Mines and Mills Regulations SOR/2000-206. Upon receipt of licence to construct, Gryphon will be considered de-risked sufficiently to enable the FID. The pre-commitment work includes a feasibility study, environmental assessment, engineering advancement, additional testwork, early procurement items, grid power design and execution, and management of these activities.

Sustaining capital is estimated to be \$98.7 million and considers underground development, construction and equipment.

#### Operating Costs

The operating costs over the LOM is estimated at \$843.2 million. Average operating costs are estimated at \$17.27/lb U<sub>3</sub>O<sub>8</sub> (US\$12.75/lb U<sub>3</sub>O<sub>8</sub>) produced.

Gryphon Operating Costs			
Cost Area	Total Cost (\$M)	Cost (\$/lb U <sub>3</sub> O <sub>8</sub> )	\$/t Processed
Mining	334.3	6.85	265.85
McClellan Lake mill	427.6	8.76	340.08
Transport to converter	12.9	0.27	10.30
Site Support / G&A	68.3	1.40	54.32
<b>Total</b>	<b>843.2</b>	<b>17.27</b>	<b>670.55</b>
<b>Total US\$</b>		<b>12.75</b>	
<b>U<sub>3</sub>O<sub>8</sub> Sales (Mlb)</b>			<b>48.8</b>

**Note:** Figures may not sum due to rounding.

#### Economic Analysis

The financial analysis was carried out using a discounted cash flow methodology. Net annual cash flows were estimated to project yearly cash inflows (or revenues) and subtract projected cash outflows (such as capital and operating costs, royalties, and taxes). These annual cash flows were assumed to occur at mid-year and were discounted back to the date of FID to proceed with construction. Discounted cash flows were totalled to determine the NPV of the Gryphon Project at a discount rate of 8%.

The financial evaluation of the Gryphon Project using the updated cost estimate generates positive before and after-tax results. The results show a base case after-tax NPV of \$864.2 million at a 8% discount rate, an IRR of 37.6% and a payback period of 22 months.

The Gryphon Project is most sensitive to fluctuations in the U<sub>3</sub>O<sub>8</sub> price and feed grades and less sensitive to changes in capital costs and least sensitive to changes in operating costs.

## **Current and Contemplated Exploration, Development, and Production Activities**

### Phoenix

The results of the Phoenix FS indicate that Denison's proposed uranium project is technically feasible and economically viable under the assumptions presented in the Wheeler Report. The Phoenix FS was considered sufficiently reliable to guide Denison to decide to advance to the next phase of project development through front-end engineering design and detailed design to advance Phoenix to a point where the project is de-risked sufficiently to enable the FID. This phase included field and laboratory testing, front-end engineering and design, detailed design, and early commitments for long-lead items to enable design and planning.

In 2025, evaluation efforts primarily consisted of (1) detailed design engineering, (2) advancement of long-lead procurement activities, (3) construction planning, (4) metallurgical testing, and (5) field programs. The detailed design engineering phase includes work related to the Phoenix process plant, freeze plant, electrical substation & distribution, integration of wellfield surface facilities, ponds/pads, site earthworks (including the access road to site), air strip and road design, civil piping (including firewater), overall site layout with modular building design and integration. For metallurgical testing, SRC completed a hybrid core leach test to provide information on leach progression during mining operations at the Phoenix deposit, and process circuit testing to optimize performance. The Company completed field programs designed to fulfil certain pre-construction EA commitments, including drilling additional groundwater wells, to allow for the collection of additional hydrogeologic and geochemical datasets, and grouting previously utilized exploration boreholes.

The Company subsequently made its FID in February 2026.

### Gryphon

Pursuant to the Wheeler Report, the qualified persons who have reviewed Gryphon have set out a recommended program to prepare the Gryphon project to be advanced to the feasibility study stage of analysis. This includes infill and delineation drilling to advance the understanding of geology, mineralization controls and mineral resource for the Gryphon deposit, further metallurgical test work to further validate the performance of processing Gryphon ore at the McClean Lake mill, geotechnical requirements and recommendations for further advancement of Gryphon in subsequent stages, feasibility hydrogeological testing at Gryphon, and the collection of additional environmental baseline information.

In 2025, evaluation efforts undertaken consisted of (1) metallurgical testing, and (2) field programs. Gryphon metallurgical testing commenced using core samples collected during the Gryphon delineation drill program that was completed during the first half of 2025. Preliminary metallurgical programs focused on testing various process circuits in order to assess the downstream processing requirements of Gryphon ore. The metallurgical program is expected to continue in 2026.

### Wheeler River Exploration

For 2026, the Company currently intends to undertake regional exploration drilling at Wheeler River seeking to discover potential near-mine deposits. Resistivity and EM surveys continue to be the preferred ground geophysical surveying methods on the Wheeler River project, with the most recent surveys consisting of Stepwise Moving Loop EM completed in 2025 and 2026.

## Other Evaluation & Exploration Projects

### Athabasca Basin Projects Overview

Denison's Athabasca Basin projects range in exploration maturity and present numerous exploration opportunities. Denison continuously reviews its significant land package with a view to generating new exploration targets or creating spin-out opportunities. The table below provides a list of Denison's directly owned Athabasca Basin projects as at the date hereof excluding Wheeler River.

Projects	Denison	JV Partner	# Claims	Hectares
	Ownership			
Bachman Lake	100%		5	11,419
Bell Lake	100%		5	19,069
Blackwing	80%	Foremost <sup>(2)</sup>	3	12,627
Brown Lake	100%		3	1,755
Candle Lake	75.18% <sup>(1)</sup>	JCU	1	2,595
CLK	80%	Foremost <sup>(2)</sup>	2	10,422
Crawford Lake	100%		5	11,800
Darby	30%	Cosa	12	18,069
Epp Lake	80%	Foremost <sup>(2)</sup>	2	865
Ford Lake	100%		5	9,649
Getty East	30% <sup>(4)</sup>	Skyharbour	1	3,105
GR	80%	Foremost <sup>(2)</sup>	16	78,585
Hatchet Lake	56.12%	Foremost <sup>(2)</sup> , Trident Resources Corp.	9	10,212
Hook-Carter	80%	ALX Resources Corp.	11	25,115
Johnston Lake	100%		9	28,647
Lynx Lake	100%		1	1,274
Mann Lake	30%	Cameco, Orano Canada	2	3,407
Marten	80%	Foremost <sup>(2)</sup>	2	5,008
McClellan Lake	22.50%	Orano Canada	17 <sup>(3)</sup>	4,258
Midwest	25.17%	Orano Canada	3	1,426
Moon Lake	100%		2	4,309
Moon Lake North	100%		10	1,068
Moon Lake South	75%	CanAlaska	1	2,716
Murphy Lake North	30%	Cosa	2	1,532
Murphy Lake South	80%	Foremost <sup>(2)</sup>	6	7,154
Packrat	30%	Cosa	1	1,621
Park Creek	49%	Cameco	8	7,798
Russell Lake-Cameco	37.82%	Cameco, Waldimer Boyko	1	355
Russell Lake-Skyharbour	20%	Skyharbour	16	53,192
Torwalt Lake	80%	Foremost <sup>(2)</sup>	1	812
Turkey Lake	80%	Foremost <sup>(2)</sup>	1	3,789
Waterbury Lake	70.55%	KWULP	13	40,256
Waterfound	11.78% <sup>(1)</sup>	Orano Canada, JCU	25	11,670
Waterfound North	100%		4	4,124
Wheeler North	49% <sup>(5)</sup>	Skyharbour	8	16,409
Wheeler River Inlier	70%	Skyharbour	2	608
Wolly	20.77% <sup>(1)</sup>	Orano Canada, JCU	17	23,700
Wolverine	80%	Foremost <sup>(2)</sup>	3	5,036
<b>TOTAL:</b>			<b>237</b>	<b>445,601</b>

#### Notes:

- (1) Denison also owns an additional indirect interest, through its 50% ownership of JCU. See table below.
- (2) Foremost has an option to earn up to 70% of Denison's interest, pursuant to the Foremost Transaction, and has satisfied the conditions to earn an initial 20% interest. If the earn-in is completed, the parties will establish a joint venture for each property.
- (3) The mineral property consists of 4 mineral leases covering an area of 1,147 hectares and 13 mineral claims covering an area of 3,111 hectares.
- (4) Denison has an option to acquire up to an additional 40% undivided interest in Getty East (resulting in a 70% undivided interest), and to enter into a joint venture with Skyharbour, on the terms of an Option Agreement.
- (5) Denison has an option to acquire up to an additional 21% undivided interest in Wheeler North (resulting in a 70% undivided interest), and to enter into a joint venture with Skyharbour, on the terms of an Option Agreement.

Denison is indirectly involved in eleven uranium projects located in the Athabasca Basin of Saskatchewan through its 50% ownership of JCU. The table below provides a list of JCU's Athabasca Basin project interests at December 31, 2025, excluding Wheeler River.

Projects	JCU Ownership	JV Partner <sup>(1)</sup>
Beatty River	21.4253%	Orano Canada; UEX
Candle Lake	24.82%	Denison
Christie Lake	34.4508%	UEX
Close Lake	10.3128%	Orano Canada; Cameco
Cree Extension	30.0990%	Cameco; Orano Canada
Millennium	30.0990%	Cameco
Moon Lake <sup>(2)</sup>	20.1494%	Cameco; Orano Canada
Moore Tomblin	13.5947%	Orano Canada; Cameco
Waterfound	25.801%	Orano Canada; Denison
Wolly	12.4335%	Orano Canada; Denison

**Notes:**

- (1) The first company listed is the project operator.
- (2) This property shares a name with, but is distinct from, Denison's Moon Lake property listed in the prior table.

## Non-Athabasca Basin Projects Overview

Denison has the following interests in non-Athabasca Basin and/or non-uranium projects:

Projects	Ownership	JV Partners <sup>1</sup>
Kiggavik Uranium Project	33.8118% <sup>2</sup>	Orano Canada; JCU; Urangesellschaft Canada Ltd.
Kindersley Lithium Project	30.00% <sup>3</sup>	Denison; Grounded Lithium

**Notes:**

- (1) The first company listed is the project operator.
- (2) Denison's interest in this project is held indirectly through its 50% ownership of JCU.
- (3) Pursuant to the KLP Agreement, Denison can earn up to a 75% interest in the KLP. As at December 31, 2025, Denison has not yet vested an ownership interest in the project; however, it has incurred expenditures that would entitle it to vest a 30% interest in the KLP if it elected to cease to fund further project expenditures towards the earn-in arrangement.

## 2025 Evaluation Project Portfolio Activities

The following table summarizes the evaluation activities on Denison's directly owned Athabasca Basin projects, excluding Wheeler River, during the year ended December 31, 2025.

PROJECT EVALUATION ACTIVITIES		
Property	Denison's ownership	Evaluation activities
Waterbury Lake	70.55% <sup>(1)</sup>	2025 field activities, including evaluation drilling program and hydrogeological drilling program.
Midwest	25.17% <sup>(1)</sup>	2025 field programs and completion of a PEA for Midwest Main deposit.
KLP	30.00% <sup>(2)</sup>	Progression of technical studies in support of a potential PFS for the KLP.

**Notes**

- (1) Denison's ownership position as at December 31, 2025.
- (2) Pursuant to the KLP Agreement, Denison can earn up to a 75% interest in the KLP through a series of options exercisable with direct payments and work expenditures. As at December 31, 2025, Denison has not yet vested an ownership interest in the project; however, it has incurred expenditures that would entitle it to vest a 30% interest in the KLP if it elected to cease to fund further project expenditures towards the earn-in arrangement.

## 2026 Outlook

Evaluation efforts are expected to continue the staged de-risking of the Company's development pipeline projects, where justified, through desktop technical trade-off studies, and incremental field programs, as well as supporting requirements for future regulatory approvals, and pursuing government grants and other incentives.

For example, anticipated work at Midwest includes: (a) the advancement of a feasibility study-level assessment for the use of the SABRE mining method, including engineering, regulatory, and mine planning activities; and (b) environmental studies, updates to the Midwest EA to accommodate the use of SABRE, and an amendment to the McClean Lake & Midwest CNSC licence, to allow the receipt of Midwest ore.

For McClean Lake, SABRE mining is expected to continue at McClean Lake North. See "Denison's Operations – SABRE Mining Program" for more information.

## 2025 Exploration Project Portfolio Activities

The following table summarizes the exploration activities completed at Denison's exploration portfolio properties in 2025 excluding Wheeler River.

EXPLORATION ACTIVITIES			
Property	Denison's ownership	Drilling in metres (m) <sup>(1)</sup>	Other activities
Crawford Lake	100.00%	-	Geophysical Survey
CLK	80.00% <sup>(2)</sup>	-	Geophysical Survey
Hatchet Lake	56.12% <sup>(3)</sup>	2,400 (10 holes)	-
Hook Carter	80% <sup>(4)</sup>	-	Geophysical Survey
Johnston Lake	100.00%	-	Geophysical Survey
McClean Lake	22.5%	6,447 (24 holes)	-
Moon Lake South	75.00% <sup>(5)</sup>	-	Geophysical Survey
Murphy Lake North	30.00% <sup>(6)</sup>	5,062 (12 holes)	-
Murphy Lake South	80.00% <sup>(2)</sup>	2,695 (7 holes)	Geophysical Survey
Waterbury	70.55% <sup>(7)</sup>	4,642 (15 holes)	Geophysical Survey
Waterfound	24.68% <sup>(8)</sup>	11,153 (19 holes)	Geophysical Survey
Wolly	27.73% <sup>(9)</sup>	3,987 (15 holes)	-
Wolverine	80.00% <sup>(2)</sup>	-	Geochemical Survey
<b>Total</b>		<b>55,046 (126 holes)</b>	

### Notes

- (1) The Company reports total exploration metres drilled and the number of holes that were successfully completed to their target depth.
- (2) Denison's effective ownership interest as at December 31, 2025. In 2024, Foremost satisfied the conditions of the first phase of its earn-in under the Foremost Transaction, pursuant to which Foremost has the current right to exercise its option to earn a 20% interest in these projects, reducing Denison's ownership interest to 80%.
- (3) Denison's effective ownership interest as at December 31, 2025. In 2024, Foremost satisfied the conditions of the first phase of the Foremost Earn-In, pursuant to which Foremost has the current right to exercise its option to earn 14.03%, reducing Denison's ownership interest to 56.12%.
- (4) Denison's effective ownership interest as at December 31, 2025. The remaining interest is owned by Greenridge Exploration Inc.
- (5) Denison's effective ownership interest as at December 31, 2025. The remaining interest is owned by CanAlaska Uranium Ltd.
- (6) Denison's effective ownership interest as at December 31, 2025. The remaining interest was acquired by Cosa in January 2025.
- (7) Denison's effective ownership interest as at December 31, 2025. The remaining interest is owned by KWULP.
- (8) Denison's effective ownership interest as at December 31, 2025, including an indirect 12.90% ownership interest held through Denison's 50% ownership of JCU. The remaining interest is owned by Orano Canada.
- (9) Denison's effective ownership interest as at December 31, 2025, including an indirect 6.39% ownership interest held through Denison's 50% ownership of JCU. The remaining interest is owned by Orano Canada.

## 2026 Outlook

Denison-operated exploration programs planned for 2026 include (i) drill testing of initial target areas at the newly acquired Wheeler North property, and (ii) drill testing of the Hook Carter property and others within Denison's extensive property portfolio. Additionally, geophysical surveys are planned to be carried out on multiple properties and Denison expects to fund its share of non-operated joint venture exploration programs.

## **Athabasca Exploration: Sampling, Analysis and Data Verification**

---

Unless otherwise specifically disclosed herein, the following describes the procedures and protocols for Wheeler River programs operated by Denison in reference to drill hole surveying, downhole radiometric surveying, core logging, core sampling, sample preparation methods, analytical procedures, Quality Assurance and Quality Control ("**QAQC**") and data verification.

### **Drill Hole Surveying**

Drill collars are typically sited and surveyed in the field using a Differential Global Positioning System ("**DGPS**") to determine accurate coordinates and elevation. The drill rig azimuth and dip are aligned using a field compass (set to the appropriate magnetic declination) or a rig alignment tool. The trajectory of all drill holes is determined with a Reflex survey instrument in single-shot mode, which measures the azimuth and inclination of the drill hole. Measurements are collected at approximately 50 metre intervals down the hole.

### **Downhole Radiometric Probe Surveying**

When possible, all drill holes are surveyed immediately after drilling with a downhole radiometric probe to measure natural gamma radiation. Each survey consists of either an HPL2375 single sodium iodide (NaI) scintillation crystal tool or a 2GHF-1000 triple gamma tool (one sodium iodide crystal and two ZP1320 high flux Geiger-Mueller ("**GM**") tubes) attached to an MX-Series winch with an MGX data recorder connected to a portable computer.

Downhole logging measurements are completed within the drill rods for both down and up survey runs using MSLog software provided by Mt Sopris. Logging speeds are maintained at approximately 10 metres/minute. Individual data recordings are stored separately for each run on a portable laptop computer.

Total count measurements from each survey are converted to radiometric equivalent grade  $U_3O_8$  % ("**eU<sub>3</sub>O<sub>8</sub>**") values using conversion coefficients derived from calibration facilities at the SRC test pits located in Saskatoon, Saskatchewan. The calibration facilities allow for regular checks on both probes and probing equipment and to monitor or identify maintenance issues before field operations begin. The site consists of four mineralized holes, with isolated uranium concentrations of 1.4, 1.6, 1.6 and 0.21 metres wide with U grades varying from 0.063, 0.29, 1.25 and 4.07%, respectively. Individual probes are calibrated using the NaI crystal measurements a minimum of two times per year, normally before and after the winter and summer field seasons. Survey results are also corrected for attenuation of signal in water and for the thickness of steel pipe in the hole. GM tubes are checked for drift at the site; however, calibration factors for these probes were derived separately using direct comparisons of total count values with assay core results as high as 80%  $U_3O_8$ . The "in-situ" nature of this calibration procedure allows for a wider spectrum of predicted results than using the SRC calibration facilities.

A deposit-specific radiometric-grade correlation has been developed for the Company's Phoenix deposit, where the gamma signature obtained from the high flux GM tubes of the triple gamma probe can be used to estimate in-situ uranium grade. The radiometric-grade correlation was developed by an independent 3<sup>rd</sup> party by comparing geochemical sample assays collected from the Phoenix deposit to their corresponding probe data. Only intervals with high core recovery were selected for the correlation process to ensure a representative comparison between the data sets. Raw gamma probe data is first converted to adjusted

counts per second (cps) by correcting raw gamma counts per second for fluid absorption, casing absorption, and dead-time. Adjusted cps are then calibrated into an equivalent grade based on the correlation between the grade-thickness product of the adjusted cps and assay data from representative mineralized intercepts. A total of 50 mineralized intercepts were used to develop the radiometric-grade correlation for Phoenix.

The Company typically reports  $eU_3O_8$ , derived from a calibrated downhole total gamma probe, as preliminary during its exploration programs and subsequently reports definitive assay grades following sampling and chemical analysis of the mineralized drill core.

## Core Logging

Denison employs suitably qualified persons to log all drill core in detail at dedicated, custom-built core logging facilities proximal to drilling operations. Routine logs completed for each drill hole include lithology, sandstone texture, paleoweathering, mineralization, alteration, structure (interval and point), geotechnical, and gamma (handheld scintillometer). Where deemed necessary, additional logs may be collected to assist in constraining geophysical survey results. These logs may include magnetic susceptibility or other physical property measurements. For advanced projects where mining studies may be applicable, geotechnical logs are expanded and may also include point load testing. All logging data, together with collar and survey information and a drill hole summary, are uploaded to a DHLogger database with central storage on Denison's server at the Saskatoon office. In addition, the drill core is photographed, both wet and dry, before it is stored at project sites either in racks or as cross-stacks. Drill core handling and sampling protocols are in accordance with industry best practices.

## Core Sampling, Sample Preparation and Assaying

### Assay Samples

Denison has routinely used SRC Geoanalytical Laboratories ("**SRC Geoanalytical**") in Saskatoon, Saskatchewan for their geochemical analyses. Check assays are sent to SRC's Delayed Neutron Counting laboratory ("**SRC DNC**"). SRC Geoanalytical's management system operates in accordance with ISO/IEC 17025:2017 (CAN-P-4E), General Requirements for the Competence of Mineral Testing and Calibration Laboratories, is compliant with CAN-P-1579 Guidelines for Mineral Analysis Testing Laboratories and is also accredited ISO/IEC 17025:2005 for the analysis of  $U_3O_8$ . SRC DNC follows ISO/IEC 17025:2017. SRC and its affiliated laboratories are independent of Denison.

Denison submits drill core samples for chemical  $U_3O_8$  assay for all mineralized intervals, where core recovery permits. Mineralized intervals are identified by handheld scintillometer and confirmed by downhole gamma probe logs. All mineralized core is broken into approximately 10-centimetre pieces and measured with a handheld scintillometer (RS-120 or RS-125) by removing each piece of drill core from the ambient background, noting the most pertinent reproducible result in counts per second ("**cps**"), and carefully returning it to its correct place in the core box. Any core registering over 500 cps is marked for sampling, typically over 50-centimetre intervals. A threshold of 300 cps has been used at Wheeler River's Gryphon deposit since the beginning of 2017. Additional non-mineralized 'shoulder' samples are marked over 50-centimetre intervals to flank both ends of the mineralized intervals. In areas of strong mineralization, more than one sample on either end is sometimes required. All core samples are split in half with a hand splitter according to the sample intervals marked on the core. One-half of the core is returned to the core box for future reference, and the other half is tagged and sealed in a plastic bag. Bags containing mineralized samples are sealed for shipping in metal or plastic pails, depending on the radioactivity level.

Because the mineralized drill cores are classified as hazardous materials and are regulated under requirements governing the transport of dangerous goods, Denison staff have been trained in the proper handling and transport of the cores and deliver them from the core facility directly to the laboratory without outside contact.

The assay sample preparation and analytical procedures are as follows:

- Drill core samples are received by the analytical laboratory from Denison in sealed five-gallon plastic or metal pails. Each sample is contained in a sealed plastic bag with a sample tag. A packing slip that contains instructions and a sample number list is enclosed. Samples are verified against the packing slip. Any extra samples or missing samples are noted, and Denison is informed.
- Samples are sorted and processed according to lithology (sandstone or basement) and level of radioactivity.
- Sample preparation includes drying, jaw crushing to 60% passing -2 millimetres, and pulverizing to 90% passing -106 microns.
- The resultant pulp is split and digested using a two-acid partial digest ( $\text{HNO}_3:\text{HCl}$ ) and a three-acid 'total' digest ( $\text{HF}:\text{HNO}_3:\text{HClO}_4$ ), and the respective solutions analyzed for multi-elements, including uranium, using ICP-OES (SRC analytical method ICP1). Boron values are obtained through  $\text{NaO}_2/\text{NaCO}_3$  fusion followed by ICP-OES.
- When uranium partial values, as obtained above, are  $\geq 1,000$  ppm, sample pulps are re-assayed for  $\text{U}_3\text{O}_8$  using SRC's ISO/IEC 17025:2005 accredited method for the determination of  $\text{U}_3\text{O}_8$  wt%. A split of the sample pulp is digested using aqua-regia ( $\text{HCl}:\text{HNO}_3$  in the ratio 3:1), and the solution is analyzed for  $\text{U}_3\text{O}_8$  wt% using ICP-OES.

#### Bulk Dry Density Sampling

Samples are routinely collected from mineralized intersections for bulk dry density determination as required for mineral resource estimation. Density samples are typically collected at a frequency of one density sample per 10 assay samples, also ensuring the density samples are representative of the uranium grade range and the different domains of the deposit. The density samples comprise half-split core over 10-centimeter intervals, and for each sample, the depth, rock type, and scintillometer reading are recorded. Density samples are sent to SRC for analysis, along with the mineralized core samples for assay. At SRC, the density samples are first weighed as received and then submerged in de-ionized water and re-weighed. The samples are then dried until a constant weight is obtained. The sample is then coated with an impermeable layer of wax and weighed again while submerged in de-ionized water. Weights are entered into a database and the bulk density of each sample is calculated. Water temperature at the time of weighing was also recorded and used in the bulk density calculation. Following bulk density determination, the samples are sent for uranium assay using SRC's ISO/IEC 17025:2005 accredited method for the determination of  $\text{U}_3\text{O}_8$  wt% in order to ensure a direct correlation can be made between density and assay values.

#### Permeameter Analysis

Denison has performed onsite permeameter analyses since 2019 using a portable gas probe permeameter where the permeability of the rock matrix is measured from the pressure decay rate of nitrogen gas. Prior to 2021, QA/QC checks were performed by the University of Kyoto, Japan, using a pressure decay permeameter and a TEMCO model MP-401 steady-flow gas permeameter. Results were consistent between the datasets. Samples were also sent to SNC Lavalin Geoscience and Materials laboratory in Saskatoon for permeability analysis using water, the results of which were within one order of magnitude of pressure decay tests.

Since 2021, Denison has introduced QA tests before every set of permeameter tests based on the laboratory tests performed in previous years. A blank metal plate is measured as a leak check, and two reference materials are measured to ensure accuracy. The probe's lower permeability detection limit is 10<sup>-13</sup> m/s.

## Exploration Samples

Three other types of drill core samples are collected during routine exploration, the results of which are used to prioritize drill holes for follow-up exploration or determine geochemical and/or alteration vectors toward mineralization, as follows:

1. Composite geochemical samples are collected over approximately 10-metre intervals in the upper Athabasca sandstone and in fresh lithologies beneath the unconformity (basement) and over 5-metre intervals in the basal sandstone and altered basement units. The samples consist of 1 to 2 centimetre thick disks of core collected from the top or bottom of each row of core in the box over the specified interval. Care is taken not to cross lithological contacts or stratigraphic boundaries. These samples are submitted to SRC for sample preparation and multi-element analysis. The same sample preparation procedures are used as described above for  $U_3O_8$  assay samples. The pulps are analyzed using the ICPMS Exploration Package, which includes a total digest ( $HF:HNO_3:HClO_4$ ) and partial digest ( $HNO_3:HCl$ ) followed by ICP-MS analysis. Boron values are obtained through  $NaO_2/NaCO_3$  fusion followed by ICP-OES.
2. Representative/systematic core disks (one to five centimetres in width) are collected at regular 5 to 10-metre intervals throughout the entire length of core until basement lithologies become unaltered. These samples are analyzed for clay minerals using reflectance spectroscopy. Samples for reflectance clay analyses are analyzed by Denison using an ArcSpectro FT-NIR ROCKET spectrometer and sent to AusSpec International Ltd. for interpretation.
3. Select spot samples are collected from significant geological features (i.e. radiometric anomalies, structure, alteration etc.). Core disks ranging from 1 to 2 centimetres thick are collected for reflectance spectroscopy, while split core samples are collected for geochemical analysis. The same reflectance spectrometry or geochemical procedures as described above are used.

These sampling types and approaches are typical of uranium exploration and definition drilling programs in the Athabasca Basin.

## Data Handling

After the analyses are completed, analytical data are securely sent using electronic transmission of the results by SRC to Denison. The electronic results are secured using WINZIP encryption and password protection. These results are provided as a series of Adobe PDF files containing the official analytical results ("assay certificates") and a Microsoft Excel spreadsheet file containing only the analytical results. Analytical data received from the lab is imported directly into Denison's DH Logger database. The data is subject to validation using triggers built into the database to identify blank or standard assays that fall outside the accepted limits that require re-analysis. Field duplicates are validated using control charts. The laboratory is immediately notified of any problematic samples or batches, which are subsequently re-analyzed. The lab reports assay values that fall below the method detection limit ("**MDL**") as 'less than' values (<MDL). These values are automatically replaced with a value of half the MDL by the database during import. The database is backed up on- and off-site every day.

## **QAQC**

SRC has an internal QAQC program dedicated to the active evaluation and continual improvement of the internal quality management system. The laboratory is accredited by the Standards Council of Canada as an ISO/IEC 17025 Laboratory for Mineral Analysis Testing and is also accredited ISO/IEC 17025:2005 for the analysis of  $U_3O_8$ . The laboratory is licensed by the CNSC for the possession, transfer, import, export, use, and storage of designated nuclear substances by CNSC Licence Number 01784-5-24.7. As such, the laboratory is closely monitored and inspected by the CNSC for compliance. All analyses are conducted by SRC, which has specialized in the field of uranium research and analysis for over 30 years. SRC is an independent laboratory, and no associate, employee, officer, or director of Denison is, or ever has been,

involved in any aspect of sample preparation or analysis on samples. SRC uses a Laboratory Management System (“LMS”) for Quality Assurance. The LMS operates in accordance with ISO/IEC 17025:2005 (CAN-P-4E) “General Requirements for the Competence of Mineral Testing and Calibration Laboratories” and is also compliant with CAN-P-1579 “Guidelines for Mineral Analysis Testing Laboratories”. The laboratory continues to participate in proficiency testing programs organized by CANMET (CCRMP/PTP-MAL).

SRC routinely inserts standard reference materials and blanks into batches of the Company’s samples as an internal check on accuracy and contamination. Quality control samples (reference materials, blanks, and duplicates) are included with each analytical run based on the rack sizes associated with the method. Before the results leave the laboratory, the standards, blanks, and split replicates are checked for accuracy and issued, provided the senior scientist is fully satisfied. If, for any reason, there is a failure in an analysis, the sub-group affected will be re-analyzed and checked again. A Corrective Action Report will be issued, and the problem will be investigated fully to ensure that any measures to prevent the re-occurrence can and will be taken. All human and analytical errors are, where possible, eliminated. If the laboratory suspects any bias, the samples are re-analyzed, and corrective measures are taken.

Denison has developed several QAQC procedures and protocols to monitor laboratory performance, as follows:

Uranium Standards - Due to the radioactive nature of the standard material, insertion of the standard materials is preferable at SRC instead of in the field. During sample processing, the appropriate standard grade is determined, and an aliquot of the appropriate standard is inserted into the analytical stream for each batch of materials assayed. Uranium standards are typically inserted at a minimum rate of 1 in every 40 samples. For the Wheeler River project up until the end of 2018, Denison used standards provided by Joint Venture partner Cameco for uranium assays. Six Cameco uranium assay standards were prepared for use in monitoring the accuracy of uranium assays received from the laboratory. For Wheeler River from 2019 onward, a suitable matrix-matched Certified Reference Material (“CRM”) is used as a standard.

Blanks - Denison employs a lithological blank composed of quartzite to monitor the potential for contamination during sampling, processing, and analysis. The selected blank consists of material that contains lower U<sub>3</sub>O<sub>8</sub> content than the sample material but is still above the detection limit of the analytical process. Due to the sorting of the samples submitted for assay by SRC based on radioactivity, the blanks must be inserted by SRC after this sorting takes place to ensure that these materials are ubiquitous throughout the range of analytical grades. If the individual geologists were to submit these samples anonymously, they would invariably be relegated to the minimum radioactive grade level, preventing their inclusion in the higher radioactive grade analyses performed by SRC. Blanks are typically inserted at a minimum rate of 1 in every 40 samples. For the Wheeler River project up until the end of 2018, Denison used blanks provided by Joint Venture partner Cameco. For Wheeler River from 2019 onward, another suitable blank material is used, as provided by SRC.

Field Duplicates - The Company inserts duplicate samples in the sample stream as a check on the precision of SRC. Core duplicates are prepared by collecting a second sample from the same interval by splitting the original sample into two, with each half of the sample material submitted as an independent sample. Duplicates are typically submitted at a minimum rate of one per 25 samples. The collection may be further tailored to reflect field variation in specific rock types or horizons.

Exploration Standards - Denison has prepared in-house ‘exploration standards’ to independently monitor laboratory performance during the processing of routine drill core exploration samples. These standards aim to test laboratory accuracy and precision for a variety of trace metals at low levels, as required for Athabasca uranium exploration.

Assay Checks - In addition to the QAQC described above, up until the end of 2018, Denison sent one in every 25 U<sub>3</sub>O<sub>8</sub> assay samples to SRC’s Delayed Neutron Counting laboratory, a separate umpire facility located at SRC in Saskatoon to compare the uranium values using two different methods, by two separate laboratories. After 2019, assay samples were sent to the SRC’s X-ray fluorescence (“XRF”) lab for umpire analyses. All radioactive samples are monitored and recorded as per CNSC licence 01784-5-24.7.

Furthermore, downhole radiometric probe results provide eU<sub>3</sub>O<sub>8</sub> data, which the Company uses for comparisons with SRC U<sub>3</sub>O<sub>8</sub> results.

## Data Verification

Denison engages with independent consultants for estimation of mineral resources on its mineral properties, in accordance with CIM Standards and NI 43-101, as well as other studies, including the 2018 PFS and ISR field testing and engineering studies. In this regard, the independent consultants undertake rigorous data verification, including, but not limited to, Denison's field procedures, databases and assay results.

Prior to public disclosure of drilling results, including preliminary radiometric (eU<sub>3</sub>O<sub>8</sub>) and chemical assay grades (U<sub>3</sub>O<sub>8</sub>), the results are subject to data verification by Qualified Persons employed by Denison. This includes checks of 10 to 20% of the results (typically as composited intervals) against non-composited eU<sub>3</sub>O<sub>8</sub> determinations and laboratory assay certificates.

## Denison's Operations

### McClellan Lake Mill & Cigar Lake Toll Milling

The MLJV owns a uranium processing facility located on the eastern edge of the Athabasca Basin in northern Saskatchewan, approximately 750 kilometres north of Saskatoon. Orano Canada is the operator/manager of the facility.

The McClellan Lake mill is specially designed and constructed to process high grade uranium ores in a safe and environmentally responsible manner. The mill uses sulphuric acid and hydrogen peroxide leaching and a solvent extraction recovery process to extract and recover the uranium product from the ore. In addition to the mill facility, other infrastructure on the site includes a sulphuric acid plant, a ferric sulphate plant, an oxygen plant, an electricity transmission line tied into the provincial power grid, a 14 megawatt back-up diesel power plant, warehouses, shops, offices and living accommodations for site personnel.

In 2016, an expansion of the mill was completed and an increase to the licensed capacity of the mill was approved – resulting in an increase to the licensed production capacity of the mill to 24 million pounds U<sub>3</sub>O<sub>8</sub> per year. This increased licensed capacity allowed for the processing of 100% of ore production from the Cigar Lake mine, up to 18 million pounds U<sub>3</sub>O<sub>8</sub> per year, and provides the flexibility for the mill to process ore from other sources in the future.

#### Operations

The table below shows the operating statistics for McClellan Lake milling operations over the last five years.

<b>McClellan Lake Operations</b>	<b>2025</b>	<b>2024</b>	<b>2023</b>	<b>2022</b>	<b>2021</b>
Ore Milled (thousand tonnes)	55,073	58,226	51,866	54,301	35,409
Total MLJV Production (thousand pounds U <sub>3</sub> O <sub>8</sub> )	649	-	-	-	176
Denison's share MLJV Production (thousand pounds U <sub>3</sub> O <sub>8</sub> )	146	-	-	-	40
Toll Mill Production (thousand pounds U <sub>3</sub> O <sub>8</sub> )	19,148	16,930	15,098	18,010	12,335

#### Mill Licence

The McClellan Lake site is operated under various permits, licences, leases and claims granted and renewed from time to time, all of which are currently in good standing. In 2016, the CNSC authorized an increase in the mill's licensed annual production from 13 million pounds U<sub>3</sub>O<sub>8</sub> to 24.0 million pounds U<sub>3</sub>O<sub>8</sub>, to accommodate an annual production rate of 18.0 million pounds U<sub>3</sub>O<sub>8</sub> from the CLJV. All costs for the expansion of the McClellan Lake mill were paid by the CLJV.

Federally, Orano Canada, as operator, obtained a 10-year licence from the CNSC for operation of both McClean and Midwest projects, valid to June 30, 2027, and provincially, Orano Canada has maintained required provincial permitting. The current licence authorizes mining of the McClean North deposits using SABRE and care and maintenance activities at the Midwest site.

### **Cigar Lake Toll Milling – Ecora Transaction**

Pursuant to the Ecora Transaction in February 2017, certain of Denison's interests in the Cigar Lake toll milling proceeds have been sold to Ecora and its subsidiary Centaurus Royalties Ltd. ("**Centaurus**") for aggregate gross proceeds to Denison of \$43,500,000. The Ecora Transaction is comprised of the following elements: (1) a 13-year limited recourse lending arrangement involving a loan from Ecora to 9373721 Canada Inc. ("**SPV**") (the "**Ecora Loan**") and a further loan from SPV to DMI (the "**SPV Loan**") each for \$40,800,000 (collectively, the "**Lending Arrangement**"); and (2) \$2,700,000 in proceeds from the sale, to Centaurus, of a stream equal to Denison's 22.5% share of proceeds from the toll milling of Cigar Lake ore by the McClean Lake mill for specified Cigar Lake toll milling throughput in excess of 215 million pounds U<sub>3</sub>O<sub>8</sub> after July 1, 2016 (the "**Stream Arrangement**").

Additional details of the Ecora Transaction are as follows:

- No Warranty of the Future Rate of Production - No warranty is provided by Denison (including DMI and SPV) to Ecora (including Centaurus), under the terms of the Lending Arrangement or the Stream Arrangement, regarding: the future rate of production at the Cigar Lake mine and / or the McClean Lake mill; or the amount or collectability of proceeds to be received by the MLJV in respect of toll milling of Cigar Lake ore.
- Ecora Loan Details - The Ecora Loan will accrue interest at a rate of 10% per annum and does not have a predetermined principal repayment schedule. The Ecora Loan is secured by a first priority interest in the assets of SPV which will essentially consist of the SPV Loan to DMI.
- SPV Loan Details - The SPV Loan will accrue interest at a rate of approximately 10% per annum and does not have a predetermined principal repayment schedule. The SPV Loan is limited in its recourse against DMI such that it is generally repayable only to the extent of Denison's share of the toll milling revenues earned by the MLJV from the processing of the first 215 million pounds of U<sub>3</sub>O<sub>8</sub> from Cigar Lake ore on or after July 1, 2016. Denison will guarantee the limited recourse loan repayments and will grant a second ranking pledge of its share of DMI to secure performance by DMI of its obligations to pay the SPV Loan. The share pledge is second ranking to Denison's existing pledge of its shares of DMI to the Bank of Nova Scotia under the terms of the Credit Facility.

### **SABRE Mining Program**

The Surface Access Borehole Resource Extraction (SABRE) program is focused on developing a viable alternate mining method combining surface drilling and borehole mining technology. Benefits of the method may include a reduced time to production, reduced or deferred capital costs, as well as minimized safety and environmental risks.

Hydraulic borehole mining is a technique used to extract materials through a small access borehole, typically less than one-half of a metre in diameter, resulting in a very small disturbance to the surface. A mining tool containing a high-pressure water jet nozzle is lowered through the access borehole in the overburden and sandstone to the mineralized horizon. The high-pressure water jet is used to cut or erode the mineral-bearing ore and to create a cavity up to four metres in diameter. The cuttings are transported to surface in a slurry form and sent through a series of screens and settling ponds to separate the ore from the jetting water. Jetting water is filtered further and re-used in the process. Each mined out cavity is backfilled after completion with a cemented mixture in the mineralized horizon.

Between 2007 and 2012, approximately 2,100 tonnes of ore was recovered through various SABRE test mining programs, a portion of which has been fed to the mill between 2007 and 2014. The MLJV undertook

research and development and de-risking activities, highlighted by the 2021 SABRE test mining program at McClean North. The SABRE field test ran safely from May to September 2021 with four cavities mined and the recovery of approximately 1,500 tonnes of high-value ore ranging in grade from 4% to 11% U<sub>3</sub>O<sub>8</sub>. The program was concluded successfully with no safety, environmental or radiological incidents. Importantly, key operating objectives associated with the test program – including targets for cavity diameter, rates of recovery, and mine production rates – were all achieved during the field test.

The majority of the ore recovered from the 2021 test mining program was processed at the McClean Lake mill in late 2021. Denison's share of production was 40,000 pounds of U<sub>3</sub>O<sub>8</sub>.

In January 2024, Denison and Orano Canada announced that the MLJV approved a restart of uranium mining operations by the MLJV, using SABRE at McClean Lake North. Activities during 2024 focused on preparations necessary to ready the existing SABRE mining site and equipment for continuous commercial operations, as well as the installation of access holes for the first mining cavities planned for excavation.

In July 2025, the successful start of uranium mining operations was announced. Since the start of commercial production, on a 100% basis, 4,392 tonnes of high-grade ore has been extracted (Denison's share: 988 tonnes). During 2025, 648,558 pounds of U<sub>3</sub>O<sub>8</sub> (Denison's share: 145,926 pounds of U<sub>3</sub>O<sub>8</sub>) were produced at an average operating cash cost of finished goods of approximately \$36 per pound U<sub>3</sub>O<sub>8</sub> (approximately US\$26 per pound U<sub>3</sub>O<sub>8</sub>).

## Commercial Activities

---

Denison is actively involved in the uranium market to (a) execute on its strategy to monetize its physical uranium holdings to fund a portion of the construction costs for Phoenix, and (b) establish long-term supply agreements to facilitate the sale of future uranium production from the Company's uranium mining projects.

Of its investments in physical uranium, the Company sold 500,000 pounds U<sub>3</sub>O<sub>8</sub> in 2025 at a weighted average selling price of \$108.50 (US\$78.63) per pound, representing a realized gain on sale of \$36.0 million (US\$24.6 million), based on Denison's average acquisition cost of \$36.67 per pound U<sub>3</sub>O<sub>8</sub> (US\$29.66 per pound U<sub>3</sub>O<sub>8</sub>). As at December 31, 2025, the Company held 1,700,000 pounds U<sub>3</sub>O<sub>8</sub> in investments in physical uranium and 145,926 pounds U<sub>3</sub>O<sub>8</sub> of uranium concentrates inventory from its share of McClean Lake production.

In 2025, Denison entered a uranium sales contract with a third party which included upfront cash prepayments. Under this arrangement, Denison received \$8.2 million (US\$6.0 million) in December 2025, with an additional US\$4.0 million due by the end of 2026. As consideration for the prepayments, the counterparty will receive a discount from the then prevailing market price on the purchase of 4.5 million pounds of U<sub>3</sub>O<sub>8</sub>, with scheduled deliveries from 2028-2033.

And in 2025, the Company entered into sales commitments with market-related pricing terms for 550,000 pounds of U<sub>3</sub>O<sub>8</sub> with deliveries in 2026, and 250,000 pounds of U<sub>3</sub>O<sub>8</sub> with deliveries in 2027.

Denison is currently in advanced negotiations for further sales commitments of over 12 million pounds of U<sub>3</sub>O<sub>8</sub> with deliveries contemplated during the expected mine life of Phoenix.

## Environmental, Health, Safety & Sustainability Matters

---

The Company has an Environmental, Health, Safety & Sustainability Policy (the “**EHSS Policy**”) that affirms Denison’s commitment to prioritize the safety of its workers, its contractors, its community and the environment as well as the principles of sustainable development. Under the EHSS Policy, the Company has committed to run its operations in compliance with applicable legislation, in a manner that minimizes the impact on local ecosystems. The EHSS Policy mandates the use of regular monitoring programs to identify risks to the environment, to the public, Indigenous Rights holders, and to Denison’s employees and contractors and to ensure compliance with regulatory requirements. The EHSS Policy also sets out Denison’s requirement to train its employees on environmental, health and safety compliance and sustainability best practices.

The EHSS Policy requires regular reporting to the Board regarding the Company’s compliance and the results of the Company’s monitoring. To assist the Board with its responsibilities in overseeing environmental, health and safety matters, the Board has established the Environment, Health, Safety & Sustainability Committee, which works with management to discuss matters affecting the environment, health and safety and its stakeholders and reporting and making recommendations to the Board.

### Indigenous Peoples Policy and Reconciliation Action Plan

In 2021, Denison’s Board of Directors approved the adoption of an Indigenous Peoples Policy, recognizing of the important role of Canadian business in the process of reconciliation with Indigenous peoples in Canada and outlining the Company’s commitment to take action towards advancing reconciliation.

The IPP was developed based on Denison’s experiences with, as well as feedback and guidance received from, Indigenous communities with whom the Company is actively engaged. This approach was designed to ensure the IPP appropriately captures a mutual vision for reconciliation. Denison’s IPP reflects the Company’s belief that reconciliation is advanced through collaboration with Indigenous peoples and communities to build long-lasting, respectful, trusting and mutually beneficial relationships while aspiring to avoid adverse impacts of Denison’s activities and operations.

The IPP identifies 5 key areas of action supporting a continuously evolving Reconciliation Action Plan: Engagement; Empowerment; Environment; Employment; and Education. Through the Reconciliation Action Plan, Denison is striving to interweave the principles of reconciliation throughout all areas of the company’s operations. In expressing the Company’s intentions in the IPP, Denison carefully considered the standards and principles articulated by The United Nations Declaration on the Rights of Indigenous Peoples and Call to Action 92 (Business and Reconciliation) from Canada’s Truth and Reconciliation Commission.

As of 2025, Denison has made notable progress in relation to the key areas identified in its Reconciliation Action Plan, including the following highlights:

#### **Engagement**

Denison’s engagement practices with northern Saskatchewan Indigenous communities for the Company’s exploration and other activities continue to evolve as we learn from such engagement, and reflect the mutually agreed frameworks for information sharing and project permitting set out in various exploration agreements: the ERFN Exploration Agreement, KML Exploration Agreement, YNLRO Exploration Agreement, and Métis Exploration Agreement (each as defined below).

Denison has also continued engagement and consultation efforts for Wheeler River and other projects, to ensure comprehensive involvement of Indigenous communities in the EA and permitting processes and adapt to the changing and diverse needs of the various Indigenous people and communities with whom we interact.

**Empowerment**

**Agreements:** In 2025, Denison signed two additional impact-benefit type agreements for Denison's projects: (1) a Nuhenene Regional Agreement with YNLR, and (2) an Impact Benefit Agreement with the Métis Parties.

These are in addition to: (A) the SPA signed with ERFN in 2023; (B) a Mutual Benefits Agreement signed with KML in 2024; (C) a Community Benefit Agreement signed with the northern Village of Pinehouse Lake in 2024; (D) a Sustainable Communities Investment Agreement with the municipalities of the Northern Village of Beauval, the Northern Village of Île-à-la Crosse, the Northern Hamlet of Jans Bay, and the Northern Hamlet of Cole Bay signed in 2024; (E) funding agreements that support the full and meaningful participation of Indigenous interested parties to negotiate impact benefit type agreements for the Wheeler River project; and (F) ongoing discussions and negotiations with other Indigenous communities and nations.

**Procurement:** Denison has strong procurement processes in place that ensures consideration of Indigenous-owned businesses for the supply of goods and services and the satisfaction of its agreement commitments.

In 2025, 25% of total evaluation and exploration expenditures (excluding salaries) in Saskatchewan was with Indigenous vendors.

**Environment**

Denison maintains high standards of environmental compliance across all of its operations and ensures transparency with local communities.

In addition to the commitments in its formal agreements described above, Denison has entered into funding agreements to support enhanced participation of Indigenous communities in the EA process for the Wheeler River project.

**Employment**

Denison seeks to establish a work environment that attracts and supports Indigenous talent. To that end, the Company has developed hiring practices and processes that provide early notice to Indigenous communities as part of Denison's commitment to employment of Indigenous People.

17% of the individuals hired in 2025 self-identified as Indigenous and at the end of 2025, 13% of employees self-identified as Indigenous.

**Education**

Denison has created an environment which encourages participation, and provides supporting resources, with respect to Indigenous educational initiatives. This includes offering opportunities for employees to participate in educational initiatives through access to online courses and resources, as well as providing voluntary learning sessions.

In 2025, Denison employees participated in a number of educational initiatives, reflecting Denison's collective commitment to reconciliation. For example, Denison participated in the Rock Your Roots walk in Saskatoon, an event to bring the community together to honour the truth of the Residential schools and those who survived them.

### Funding Agreements:

Various funding agreements were entered into with Indigenous communities and organizations to provide capacity for Indigenous interested parties to actively participate in the EA process. Through these engagement commitments and processes, Denison is able to identify key concerns from these interested parties and develop plans to respond to and/or to resolve them.

### Exploration Agreements:

A foundational element of Denison's Indigenous relations strategy is the execution of (1) the 2021 Exploration Agreement with ERFN in respect of Denison's exploration and evaluation activities within the ERFN traditional territories ("**ERFN Exploration Agreement**"), (2) the 2022 Exploration Agreement with KML (the "**KML Exploration Agreement**"), and (3) the 2024 exploration agreement (the "**YNLRO Exploration Agreement**") with the Ya'thi Néné Lands and Resources Office ("**YNLRO**"), Hatchet Lake Denesuliné First Nation, Black Lake Denesuliné First Nation, Fond du Lac Denesuliné First Nation (collectively, the "**Athabasca Nations**") and the Northern Hamlet of Stony Rapids, the Northern Settlement of Uranium City, the Northern Settlement of Wollaston Lake and the Northern Settlement of Camsell Portage (collectively, the "**Athabasca Communities**") in respect of Denison's exploration and evaluation activities within the traditional territory of the Athabasca Nations (the "**Nuhenéné**"); and (4) the 2025 exploration agreement with the MN-S, 13 individual MN-S Locals, MN-S NR-1, and MN-S NR-3 (the "**Métis Exploration Agreement**").

These four agreements are related to Denison's exploration and evaluation activities that occur within the traditional territory and/or designated land and occupancy area of each group. Denison was the first corporate party to enter into agreements of this kind with each of these parties, and the agreements are considered to be first-of-a-kind in Saskatchewan. At a high level, the agreements establish a framework for a cooperative and mutually beneficial relationship between the parties, which respects and is informed by the rights and interests of ERFN, KML, YNLRO, the Athabasca Nations, the Athabasca Communities, and the Métis Parties, respectively, while supporting Denison's exploration and evaluation activities in the applicable areas. The exploration agreements each provide a basis for predictable information-sharing and permitting, with an emphasis on environmental protection and monitoring, support for community development initiatives, and the sharing of benefits. These agreements demonstrate Denison's desire to conduct and advance its exploration activities in a progressive and sustainable manner that advances reconciliation with Indigenous peoples and provides economic opportunities and other benefits to the communities near where it operates in an authentic, cooperative, and respectful way.

### Impact-Benefit Type Agreements:

Denison has executed impact-benefit type agreements with certain Indigenous groups to further formalize support for the planned activities at site. These agreements focus on a number of areas, such as financial arrangements, business and procurement, environmental considerations, future regulatory processes, and employment considerations.

The parties to the agreements have each provided their consent and support for the Wheeler River project, in consideration for the commitments of the parties therein, including: (1) roles in environmental monitoring of the Project, (2) sharing of benefits from the successful operation of Wheeler River, including certain community investment initiatives, business opportunities, employment and training opportunities, and financial compensation; and (3) mutual commitments to maintain open, respectful, and cooperative relationships.

*ERFN SPA, 2023:* The signing of the SPA with ERFN followed years of active engagement, including a four-month-long ERFN-led community consultation process ahead of the ratification vote, and represented a significant milestone in the history of both Denison's relationship with ERFN and the Wheeler River project. The SPA acknowledges that Wheeler River is located within ERFN's Ancestral Lands.

*SCIA with the Communities, 2024:* Denison signed the SCIA with the municipalities of the Northern Village of Beauval, the Northern Village of Île-à-la Crosse, the Northern Hamlet of Jans Bay, and the Northern Hamlet of Cole Bay.

*KML MBA and Pinehouse CBA, 2024:* Denison signed the MBA with KML and the CBA with Pinehouse, acknowledging that Wheeler River is located within KML's Land and Occupancy Area in northern Saskatchewan. The CBA acknowledges that Pinehouse is the closest residential community to Wheeler River by road, which relies on much of the same regional infrastructure that Denison will rely on as it advances the project.

*IBA with the Métis Parties, 2025:* Denison signed the IBA with the Métis Parties, acknowledging that Wheeler River is located within the homeland of the Métis Parties.

*Nuhenéné Benefit Agreement with YNLR and the Athabasca Communities, 2025:* Denison signed the Nuhenéné Benefit Agreement with YNLR and the Athabasca Communities, providing the Athabasca Communities' consent to and support for the development and operation of Wheeler River, as well as Denison's Waterbury Lake, Midwest, and McClean Lake projects.

## **Operational Safety & Environmental Performance**

Safety and environmental incidents are tracked and reported quarterly to the Company's Environment, Health, Safety and Sustainability Committee.

In 2025, Denison (including contractors) recorded a total recordable injury rate (TRIR) per 200,000 hours of 2.58 and:

- Zero lost time injuries
- Four recordable injuries
- Zero radiation doses above targets

There was one permitting and environmental non-compliance in 2025, for which remediation activities have been undertaken and accepted by the applicable regulators.

The Closed Mines group in Elliot Lake, Ontario, has continued its excellent safety performance, with over 15 years of continuous service without a lost time injury.

## **Reclamation and Decommissioning Plans**

### Elliot Lake

Denison's uranium mine at Elliot Lake, Ontario, which started operations in 1957, was permanently closed upon completion of deliveries of U<sub>3</sub>O<sub>8</sub> to Ontario Hydro in May 1992. During its 35 years of continuous operation, the facility produced 147 million pounds of U<sub>3</sub>O<sub>8</sub> in concentrates from the milling of 70 million tons of ore. By 1998, all significant capital reclamation activities at Denison's two closed Elliot Lake mines had been completed and, for the most part, decommissioning has progressed to the long-term monitoring phase.

The Company monitors the tailings management areas at the Denison and Stanrock closed mine sites and treats the applicable water discharged from these areas. The Company conducts its activities at both sites pursuant to licenses issued by the CNSC.

The decommissioned Denison mine site contains two flooded tailings management areas (Denison TMA 1 and Denison TMA 2) and two effluent treatment plants ("ETP"). Water cover is used to inhibit oxidation and acidification of the tailings and reduce gamma and radon exposure. Pond water, which passively flows to the ETP when levels are high enough, is treated to remove radium-226 at the ETPs prior to being discharged into the watershed. The Stanrock mine site tailings management area has a vegetated cover.

Surface water runoff and seepage are collected in a holding pond and treated for pH adjustment at the ETP prior to discharge to the watershed.

During 2025, the ETPs operated as planned and all environmental targets were met.

All activities and monitoring results are reviewed regularly by the CNSC and the Elliot Lake Joint Regulatory Group, which consists of federal and provincial regulators. Pursuant to a Reclamation Funding Agreement, effective June 30, 1994, with the Governments of Canada and Ontario, Denison has established a Reclamation Trust from which all spending on its Elliot Lake reclamation activities is funded. When the Reclamation Trust was first established in 1994, Denison was required to deposit 90% of its cash receipts after deducting permitted expenses, as defined in such agreement, into the Reclamation Trust. In 1997, the Governments of Canada and Ontario agreed to suspend the 90% funding requirement provided Denison maintained four years of cash requirements in the Reclamation Trust. Early in 1999, the Governments of Canada and Ontario agreed to further amend the Reclamation Funding Agreement, effective when Denison received an amended site decommissioning licence, which was obtained on April 22, 1999. Pursuant to that amendment, Denison is required to maintain sufficient funds in the Reclamation Trust to meet six years of cash requirements. It is estimated that sufficient funds are in the Reclamation Trust to meet all monitoring costs through 2031.

#### McClellan Lake and Midwest

The McClellan Lake and Midwest projects are combined under a single Mine Operating Licence issued by the CNSC. The most recent combined Preliminary Decommissioning Plan (“**PDP**”) was prepared by Orano Canada and approved by the CNSC in January 2022, concurrently with its approval of an amendment to the operating licence for phase 2 of the Tailings Management Facility Expansion.

The updated PDP estimates the total decommissioning and reclamation costs for both projects to be \$102,098,000. Denison’s share of the financial assurances required to be provided to the Province of Saskatchewan was \$22,972,000 in 2025.

#### Other Projects

Denison’s exploration and evaluation activities are subject to Saskatchewan environmental regulations. As at December 31, 2025, Denison’s share of the financial assurances required to be provided to the Province of Saskatchewan for exploration and evaluation activities at Wheeler River was \$893,000.

## Government Regulation

---

### Saskatchewan Exploration and Land Tenure

In Canada, natural resource exploration and land tenure activity fall under provincial legislative jurisdiction. In Saskatchewan, the management of mineral resources and the granting of exploration and mining rights for mineral substances and their use are regulated by the *Crown Minerals Act* (Saskatchewan) and *The Mineral Tenure Registry Regulations, 2012*, which are administered by the Saskatchewan Ministry of Energy and Resources.

The right to explore for minerals in Saskatchewan is acquired under a mineral claim from the province. The initial term of a mineral claim is two years, renewable for successive one-year periods, provided the mineral claim is in good standing. To maintain a mineral claim in good standing, generally, the holder of a mineral claim must expend a prescribed amount on exploration. Excess expenditures (also known as assessment credits) can be applied to satisfy expenditure requirements for future claim years. Except for exploration purposes, a mineral claim does not grant the holder the right to mine minerals. A holder of a mineral claim in good standing has the right to convert a mineral claim into a mineral lease. Surface exploration work on a mineral claim requires additional governmental approvals.

The right to mine minerals in Saskatchewan is acquired under a mineral lease from the province. A mineral lease is for a term of 10 years, with a right to renew for successive 10-year terms in the absence of default by the lessee. The lessee is required to spend certain amounts for work during each year of a mineral lease. A mineral lease cannot be terminated except in the event of default and for certain environmental concerns, as prescribed in *The Crown Minerals Act* (Saskatchewan). However, mineral leases may be amended unilaterally by the lessor by amendment to *The Crown Minerals Act* (Saskatchewan) or *The Crown Mineral Royalty Regulations, 2013* (Saskatchewan).

Mineral rights, held through mineral claims and mineral leases, are distinct from surface rights. The surface facilities and mine workings are located on lands owned by the province of Saskatchewan. The right to use and occupy lands is acquired under a surface lease from the province of Saskatchewan. A surface lease is for a period of time, up to a maximum of 33 years, as is necessary to allow the lessee to operate its mine and plant and thereafter carry out the reclamation of the lands involved. Surface leases are also used by the province of Saskatchewan as a mechanism to achieve certain environmental, radiation protection and socio-economic objectives, and contain certain undertakings in this regard.

### Environmental Assessments

An EA is a planning and decision-making tool, which involves predicting potential environmental effects through each phase of the project (construction, operation, decommissioning and post-decommissioning) at the site, and within the local and regional assessment areas.

The assessment of a proposed uranium project in Saskatchewan involves both provincial and federal regulatory oversight. In Saskatchewan, the assessment of a project with joint federal and provincial jurisdiction is coordinated through established protocols in order to align with the “one project-one assessment” model for the proponent and the public without compromising any statutory requirements of the legislation of either jurisdiction.

The Saskatchewan *Environmental Assessment Act* is administered by the SKMOE. The level of assessment for mining projects is dependent on the specific characteristics of each individual project. A proponent is required to conduct an EA for a project that is considered to be a “development” pursuant to the Saskatchewan *Environmental Assessment Act* and subsequently prepare and submit an EIS to the SKMOE for approval.

Federally, the Canadian Environmental Assessment Act, 2012 (“**CEAA 2012**”) includes the *Regulations Designating Physical Activities* to clarify when a federal EA is required and which federal agency will act as

the “responsible authority” for the conduct of the EA. For uranium projects, the CNSC is designated as the “responsible authority” under the CEAA 2012 and carries full authority to complete the federal screening of the proposed project and any subsequent environmental assessments.

Under CEAA 2012, an EA’s scope focuses on potential adverse environmental effects that are within federal jurisdiction including: (a) fish and fish habitat and other aquatic species; (b) migratory birds; (c) federal lands; (d) effects that cross provincial or international boundaries; (e) effects that impact on Indigenous peoples, such as their use of lands and resources for traditional purposes, and (f) changes to the environment that are directly linked to or necessarily incidental to any federal decisions about a project, including how nuclear facilities or uranium mines and mills interact with the environment and human health.

The Government of Canada implemented a new *Impact Assessment Act* (the “**IAA**”), to replace the CEAA 2012 on August 28, 2019. The transitional provision (section 182 of the IAA) provides that a CNSC designated project EA, which commenced under the CEAA 2012, is to be continued under the CEAA 2012. The Wheeler River EA for Phoenix was completed under CEAA 2012.

For other Denison projects, any future uranium mines and mills proposed to produce less than 2500 tonnes per day would not generally be subject to a federal assessment under IAA. The project would still be required to obtain a federal license (discussed below), which would not be issued until the provincial EA has been completed and the CNSC has reached a decision as to whether the project may proceed.

## Wheeler River

### *Project Description and Environmental Assessment*

In 2019, Denison executed on its decision to advance the Wheeler River Project through the EA regulatory process following the release of the 2018 PFS. Activities completed in 2019 included the submission of two key documents to provincial and federal regulators, with respect to the proposed ISR mining operation: 1) the Saskatchewan Provincial Technical Proposal and the Federal Project Description (together, the “**EA Project Description**”) and 2) the Terms of Reference. Acceptance of these documents was announced by both the SKMOE and the CNSC on June 1, 2019. Following a public review and comment period, final confirmation of the scope and guidelines for the Project EA was received from the CNSC on December 20, 2019. The Company identified the EA process as a key element of the Project’s critical path.

In early 2020, shortly after the initiation of the EA technical assessments, Denison suspended all EA related studies in connection with the onset of the global COVID-19 pandemic. Formal correspondence was sent to the Project regulatory agencies (CNSC and SKMOE) as well as the local communities and Indigenous groups to inform them of the suspension. The EA was restarted in early 2021.

In October 2022, Denison announced a significant regulatory milestone for Wheeler River with the submission of the draft EIS to the SKMOE and the CNSC. The EIS outlines the Company’s assessment of the potential effects, including applicable mitigation measures, of the proposed ISR uranium mine and processing plant planned for Wheeler River, and reflects several years of baseline environmental data collection, technical assessments, plus extensive engagement and consultation with Indigenous and non-Indigenous interested parties. Assessment components, including the ecological risk assessment and hydrogeological modelling, were of significant focus of technical studies undertaken in 2021 and 2022 in order to support the engineering design and mitigation measures for the Wheeler River Project. In addition, the Company’s consultants completed assessments on air quality, the terrestrial environment, hydrology and worker health and safety.

The Company has worked closely with the primary regulatory agencies involved in the Project, the CNSC and the SKMOE, in order to ensure that the Company’s methodology for the EA assessment components is in line with regulatory requirements and expectations.

Following the submission of the draft EIS to the CNSC and the SKMOE, the CNSC conducted a conformity review of the document in relation to the CNSC's Guidelines for the Preparation of an EIS pursuant to CEAA 2012. In November 2022, the CNSC concluded that the draft EIS met all requirements and commenced a 90-day period for public and federal technical review. In 2023, the Company received and responded to technical comments and information requests from both regulatory agencies and their various technical review sub committees including the Federal Indigenous Review Team.

In October 2023 the SKMOE confirmed its satisfaction with Denison's comment responses and proposed EIS updates. The confirmation would allow Denison to finalize the EIS for the purpose of obtaining a Provincial EA approval, however Denison elected to defer submission until the federal EA was further advanced through its review.

In 2024, multiple key federal regulatory milestones were achieved, including (i) completion of the technical review phase of the federal EA approval process in November, (ii) acceptance by the CNSC of the EIS in December, and (iii) the CNSC's determination of the sufficiency of Denison's application for a Licence to Construct in November. These accomplishments indicate that the CSNC staff support the advancement of the Phoenix project. Accordingly, the CNSC Registrar scheduled the Hearing, to be held in two parts (October 8, 2025, and December 8 to 12, 2025), representing the final step in the federal approval process for the federal EA and Construction Licence.

In October 2024, Denison submitted the final EIS to the SKMOE, in substantially the same form as the EIS that has been submitted to the CNSC. The province completed a public and Indigenous review period on the EIS in November and December 2024, and in July 2025, Denison received SKMOE Ministerial approval of the EA to proceed with the development of Phoenix.

In February 2026, the Commission issued its approval for the federal EA for Phoenix (together with the Construction Licence). See "*Government Regulation – Licensing and Permitting*" for more information.

### *Corporate Social Responsibility*

Denison has been focused on strengthening many long-term relationships, and building new relationships, with Indigenous and non-Indigenous communities who have a strong connection to the land on which the Wheeler River project is located. Denison supports various community initiatives and activities, as part of its focus on community investment.

The Company has conducted site tours for the Indigenous and municipal leaders for communities of interest and representatives of the CNSC and SKMOE, over the years. Tours have generally focused on introducing the community members to the site, providing an overview of the Company's project-related activities and offering an opportunity for collaboration with Denison and the regulators regarding the advancement of the project. During 2025, Denison has continued to focus on ensuring that Indigenous and non-Indigenous communities are provided regular information about Denison's operated projects, including Wheeler River, which has included in-community meetings, leadership meetings, focused workshops, and regular correspondence.

For more information on Denison's engagement and related activities, see "*Environmental, Health, Safety and Sustainability Matters - Indigenous Peoples Policy and Reconciliation Action Plan*" above.

### McClellan and Midwest

Environmental matters related to the McClellan Lake uranium facility and the Midwest project are regulated by the CNSC and the SKMOE. A number of other ministries and departments of the federal and Saskatchewan governments also regulate certain aspects of the operation. Prior to proceeding with development of the McClellan Lake uranium facility and Midwest project, the proponents were required to submit Environmental Impact Statements for review. After completion of that review and receipt of recommendations, the federal and Saskatchewan governments issued the appropriate initial

authorizations, subject to the normal licensing renewal process, for the McClean Lake uranium facility in 1995 and for Midwest in 2012.

## Licensing and Permitting

The federal government recognizes that the uranium industry has special importance in relation to the national interest and therefore regulates the mining, extraction, use and export of uranium under the *Nuclear Safety and Control Act* (“**NSCA**”). The NSCA is administered by the CNSC which issues licences pursuant to the regulations under the NSCA.

Assuming the EA conditions have been met, a project will be allowed to proceed to the second tier of approvals for permits and licences. The federal (CNSC) licensing process requires the submission of detailed engineering design packages as well as detailed management plans for all facets of the operation as part of their licensing process. The federal licences are typically the licence (i) to prepare a site and construct, (ii) operate, (iii) decommission, and (iv) abandon. Under provincial jurisdiction, a number of permits and approvals are required prior to construction. Key requirements include the execution of a Surface Lease Agreement with the Province of Saskatchewan and an Approval to Construct and Operate a Pollutant Control Facility as regulated under the Saskatchewan *Environmental Management and Protection Act* (2010). A Pollutant Control Facility Permit is required for the construction of the mining and processing components of the facility.

For Phoenix, the Company received the Permit to Construct a Pollutant Control Facility from the SKMOE and the Construction License from the CNSC, following or in conjunction with receipt of provincial and federal approvals for the Project’s EA, which were received in late 2025 and early 2026, respectively. These provincial and federal permits and licenses represent the primary approvals required for commencement of construction of the Project. Phoenix is the first uranium mine in Canada to receive federal approval for construction in over 20 years.

Activities at McClean Lake and Midwest are currently carried out under a single operating licence issued by the CNSC and are subject to all applicable federal statutes and regulations and to all laws of general application in Saskatchewan, except to the extent that such laws conflict with the terms and conditions of the licences or applicable federal laws.

Decommissioning activities at Elliot Lake are currently carried out under two decommissioning licences issued by the CNSC: for the Stanrock tailings area and the Denison mine site and tailings areas. Decommissioning of the facilities pursuant to the terms of the decommissioning licences has been completed. After a lengthy period of care, maintenance and monitoring, Denison may apply to the CNSC for permission to cease care of the reclaimed sites.

## Saskatchewan Royalties

The province of Saskatchewan imposes royalties on the sale of uranium extracted from ore bodies in the province in accordance with Part III of *The Crown Mineral Royalty Regulations* (the “**Regulations**”) pursuant to *The Crown Minerals Act* (the “**Act**”). Significant revisions to the uranium royalty regime in Saskatchewan became effective on January 1, 2013, with the resulting regime consisting of the following three components:

1. Basic Royalty: Computed as 5% of gross revenues derived from uranium extracted from ore bodies in the province;
2. Saskatchewan Resource Credit: Reduction in the basic royalty equal to 0.75% of gross revenues derived from uranium extracted from ore bodies in the province; and
3. Profit Royalty: Two-tier rate structure, computed as 10% or 15% of net profits derived from the mining and processing of uranium extracted from ore bodies in the province.

Gross revenue, for the Basic Royalty, is determined in accordance with the Regulations and allows for reductions based on specified allowances. Net profit, for the Profit Royalty, is calculated based on the recognition of the full dollar value of a royalty payer's exploration, capital, production, decommissioning and reclamation costs, in most cases, incurred after January 1, 2013. Net profits will be taxed under the profit royalty at a rate of 10% for net profits up to and including \$22.00 per kg (\$10 per pound) of uranium sold, and at 15% for net profits in excess of \$22.00 per kg. The \$22.00 per kg threshold is applicable for 2013 (the base year) and is indexed in subsequent years for inflation. For 2025, the indexed amount is \$29.60 per kg (\$13.45 per pound).

Under this system, each owner or joint venture participant in a uranium mine is a royalty payer. Individual interests are consolidated on a corporate basis for the computation and reporting of royalties due to the province.

Royalty payments are due to the province on or before the last day of the month following the month in which the royalty payer sold, or consumed, the uranium for the purposes of the basic royalty, and quarterly installments are required based on estimates of net profits in respect of the profit royalty.

### **Canadian Income and Other Taxes**

Denison and its Canadian subsidiaries are subject to federal and provincial income taxes. In 2025, taxable income was subject to federal taxes at a rate of 15%, and provincial taxes in Saskatchewan, Ontario, Quebec, British Columbia and the Yukon Territory at rates varying between 11.5% and 12.0%. Taxable income for each entity is allocated between provinces and territories based on a two point average of the proportion of salaries and revenues attributable to each province or territory. Denison expects that it will not be liable for Canadian income taxes on a current tax basis for the financial year ended 2025. As a resource corporation in Saskatchewan, Denison is also subject to a resource surcharge equal to 3% of the value of resource sales from production in Saskatchewan, if any, during the year. For 2025, Denison did not accrue any resource surcharges.

Denison has issued shares eligible for treatment as "flow through shares", as defined in subsection 66(15) of the *Income Tax Act* (Canada). As a result, a significant portion of Denison's Canadian Exploration Expenditures were renounced to shareholders and are not available to Denison as a tax deduction in the current year or future years.

### **Audit / Review by Taxing Authorities**

From time to time, Denison is subject to audit / review by taxing authorities. In certain jurisdictions, periodic reviews are carried out by taxing authorities in the ordinary course of business. Denison cooperates with all requests received from taxing authorities, and is not currently engaged in a material dispute with any of the applicable taxing authorities.

## Risk Factors

Denison's business, the value of the Shares and management's expectations regarding the same are subject to known and unknown risks, uncertainties and other factors that may cause the actual results, level of activity, performance or achievements of Denison to be materially different than anticipated.

The Board of Directors of Denison has, as part of its mandate, responsibility for the identification of the principal risks of the Company's business and ensuring the implementation of appropriate systems to manage these risks. Where appropriate, the Board has delegated responsibility for periodic review of certain risks to the Committees of the Board with mandates relevant to such risks.

Audit	Corp Gov & Nominating	Compensation	EHSS	Technical
Financial reporting, internal controls, ethics, information technology, cyber security, and artificial intelligence risks	Compliance, governance, and succession risks	Compensation related risks	Health & safety, environment, and sustainability risks, including climate-related risks	Operational performance risks

Management, with input from the Committees, reports to the Board at least semi-annually on the assessment of material risks to the Company.

The following are those risks, uncertainties and other factors pertaining to the outlook and conditions currently known to Denison that have been identified by the Company as having the potential to materially impact Denison's business, financial condition and/or the value of the Shares. Current and prospective security holders of Denison should carefully consider these risk factors. However, the risks set out below are not the only risks Denison faces. Risks and uncertainties not currently known to or foreseen by the Company or that have currently been assessed as immaterial may also materially and adversely affect Denison's business, financial condition, results of operations and prospects.

### **Change management and operational readiness pose unique challenges for the Company as it advances Wheeler River's Phoenix project into construction and, ultimately, operations**

Denison faces significant risks when transitioning Phoenix and its workforce from exploration and development activities to construction and operation of a mine, including the need, as operator of the Project, to establish, scale and refine key systems, processes, and capabilities. Execution of construction in line with expectations will require, in part, effective cross-functional growth and coordination. In addition, successfully starting up operations requires the development of robust operational frameworks, supply chain logistics, technology integration, and management structures to support efficient production and transportation of product to point-of-sale destinations. The complexity of building, testing and maintaining these critical functions for construction and/or operations introduces execution risk, and any inefficiencies, delays, or challenges in their implementation could impact the Company's ability to achieve project execution and/or operational objectives, result in increases to costs, and materially affect the Company's business and financial condition.

### **There is no assurance that Denison will be successful in generating and/or obtaining sufficient financing to fund its operations.**

The exploration and development of mineral properties and operation of mines and associated facilities requires a substantial amount of capital and the ability of the Company to accomplish its plans with respect thereto depends on its ability to access funding from external sources, absent a significant source of internally generated cash flows.

At December 31, 2025, Denison reported total cash, investments, and uranium holdings of nearly \$690 million. While the Company believes it has access to sufficient funding to advance its current plans for procurement and construction of Phoenix, additional funding needs owing to deviations from Phoenix construction plans and/or other parts of the business may necessitate additional financing.

There is no assurance that the Company will be successful in generating and/or obtaining required financing as and when needed on acceptable terms.

For example, general market conditions, volatile uranium markets, changing international policies, changing investor expectations, a claim against the Company, a significant disruption to the Company's business or operations, or other factors may make it difficult to secure the financing necessary to fund the full cost of Phoenix construction and subsequent operations.

Failure to obtain sufficient financing as and when needed on acceptable terms could result in the delay or indefinite postponement of any or all of the Company's exploration, development or other growth initiatives.

**There are unique risks posed by the issuance of the Convertible Notes, including debt service obligations.**

The issuance of USD\$345 million of Convertible Notes in August 2025 significantly strengthened the Company's near-term liquidity. However, the nature of the financing poses new risks for the Company, including (i) refinancing and liquidity risk due to the concentration of a large U.S.-dollar principal repayment due in 2031, (ii) exposure to equity-market-driven conversion and cash-settlement outcomes, (iii) reliance on the performance and creditworthiness of derivative-transaction counterparties related to the capped call overlay, and (iv) increased foreign-exchange risk associated with U.S.-dollar-denominated obligations.

If Denison's capital resources are insufficient to fund its debt service obligations associated with the Convertible Notes, the Company could face substantial liquidity problems and could be forced to adjust or reduce its planned expenditures, dispose of assets, seek additional debt or equity capital or restructure or refinance its indebtedness, or could be in default on its obligations thereunder. The Company may not be able to effect any such alternative measures on commercially reasonable terms or at all, or even if implemented, such measures may be onerous or highly dilutive and those alternative actions may not allow the Company to meet its scheduled debt service obligations.

The Company's inability to generate sufficient cash flow to satisfy its debt obligations, or to refinance its indebtedness on commercially reasonable terms or at all, would materially and adversely affect the Company's business, results of operations, financial condition and its ability to satisfy its obligations under the Convertible Notes.

**The valuation of the Company's Convertible Notes is complex, and subject to volatility.**

Convertible debentures can be difficult to value, given their hybrid nature of containing elements of both debt and equity as well as the contractual complexities and optionality of their call and put features based on share price and other factors. By its nature, determining the fair value and allocation of convertible debentures to the liability and Embedded Derivative components requires reliance on complex valuation models utilizing a number of estimates, assumptions, and forward-looking projections, which involves known and unknown risks and uncertainties of both a general and specific nature, that could cause actual results to differ materially from those estimated by management.

**Denison anticipates having negative operating cash flows in future periods, for which funds will have to be sourced or raised.**

Denison had negative operating cash flow for recent past financial reporting periods. Denison anticipates that it will continue to have negative operating cash flow until such time, if at all, its Wheeler River project goes into commercial production. To the extent that Denison has negative operating cash flow in future

periods, Denison may need to allocate a portion of its cash reserves and/or physical uranium holdings to fund such negative cash flow. Denison may also be required to raise additional funds through the issuance of equity or debt securities, or asset sales. There can be no assurance that additional capital or other types of financing will be available when needed or that these financings will be on terms favourable to Denison.

**Denison's access to public financing and credit can be negatively impacted by global financial conditions.**

Global financial conditions are subject to volatility arising from international geopolitical and global economic developments, general financial market turbulence, and market expectations of the same. For example, there are broad market impacts observed in connection with evolving trade policies of the United States and its historic trade and agreement partners. Access to public financing and credit in Canada can be negatively impacted by global financial and/or geopolitical conditions. Accordingly, the health of the global financing and credit markets may impact the ability of Denison to obtain equity or debt financing in the future and the terms at which financing or credit is available to Denison. Instances of volatility and market turmoil could adversely impact Denison's operations and the trading price of the Shares.

**Mineral exploration and development are inherently speculative, and there is no assurance that the Company's uranium interests are or will be commercially mineable.**

Exploration for minerals and the development of mineral properties are speculative in nature and involve significant uncertainties and financial risks that even a combination of careful evaluation, experience and technical knowledge may not eliminate. While the discovery of an ore body may result in substantial rewards, few properties which are explored result in the discovery of a commercially mineable deposit and/or are ultimately developed into producing mines. As at the date hereof, many of Denison's projects are preliminary in nature and mineral resource estimates include inferred mineral resources, which are considered too speculative geologically to have the economic considerations applied that would enable them to be categorized as mineral reserves. Mineral resources that are not mineral reserves do not have demonstrated economic viability. Major expenses may be required to properly evaluate the prospectivity of an exploration property, to estimate mineral resources, establish mineral reserves and ultimately develop an orebody. There is no assurance that the Company's uranium deposits are commercially mineable.

**The value of an investment in Denison could be materially impacted if the Company is unable to establish technical or economic feasibility for its projects, obtain required regulatory approvals and permitting, or maintain estimated project execution objectives and milestones.**

Denison's uranium production is dependent in part on the successful development of its known ore bodies, discovery of new ore bodies and/or revival of previously existing mining operations. The decision as to whether a property contains a commercial mineral deposit and should be brought into production will depend upon market conditions, the results of exploration and evaluation programs and/or feasibility studies, the recommendations of duly qualified engineers and/or geologists, and the decisions of joint venture partners (as applicable), all of which may involve significant expense and/or risk. It is impossible to ensure that Denison's current exploration and development programs will result in profitable commercial mining operations.

Projects being considered for development are subject to the completion of successful feasibility studies, engineering studies and environmental assessments, the issuance of necessary governmental permits and the availability of adequate financing, the completion or attainment of which are subject to their own risks and uncertainties. The inability to achieve necessary tasks or obtain required inputs, or any delays in the achievement of any key project tasks or inputs, could cause significant delays in timing, cost or results of the assessment of feasibility and/or the process to advance any project to a development decision. The economic feasibility of development projects is based upon many factors, including, among others: the accuracy of mineral reserve and resource estimates; metallurgical recoveries; capital and operating costs of such projects; government regulations relating to prices, taxes, royalties, infrastructure, land tenure, land use, importing and exporting, and environmental protection; political and economic climate; and uranium prices, which are historically volatile and cyclical.

For Wheeler River, the Company has been able to estimate the existence of mineral resources and mineral reserves and establish the potential for economic feasibility for commercial development, as set forth in, and subject to the estimates and assumptions described in, the Wheeler Report. While Phoenix has obtained the required regulatory approvals and permits to commence construction and has substantially advanced through engineering, design, and construction readiness, substantial ongoing expenditures are needed to execute on project construction and to achieve commercial operations.

Where a feasibility study is completed by or for Denison, such as the Phoenix FS, any estimates of mineral reserves and mineral resources, development costs and schedule, operating costs and estimates of future cash flow contained therein, will be based on the interpretation of the information available. Development projects have no operating history upon which to base developmental and operational estimates. Particularly for development projects, economic analyses and feasibility studies contain estimates based upon many factors, including estimates of mineral reserves, the interpretation of geologic and engineering data, anticipated tonnage and grades of ore to be mined and processed, the configuration of the ore body, expected recovery rates of uranium from the ore, estimated operating costs, anticipated climatic conditions and other factors. In addition, results from further studies completed on the project may alter the plans and/or schedule for a project, which in turn may cause potentially significant delays to previous estimates of schedule and/or increases in estimated costs. As a result, it is possible that actual capital and operating costs and economic returns will differ significantly from those estimated for a project prior to production. For example, the plan and schedule, the capital and operating cost projections, and the related economic indicators, in the Wheeler Report (as updated effective January 2, 2026, by Company press release) may vary significantly from actual expenditures.

It is not unusual in the mining industry for new mining operations to take longer than originally anticipated to bring into a producing phase, and to require more capital than anticipated. Any of the following events, among others, could affect the profitability or economic feasibility of a project or delay or stop its advancement: unavailability of necessary capital, fluctuations in uranium prices, unexpected problems during the start-up phase delaying production, unanticipated changes in grade and tonnes of ore to be mined and processed, unanticipated adverse geological conditions, unanticipated metallurgical recovery problems, incorrect data on which engineering assumptions are made, project execution and management challenges due to rapid growth and administrative changes and reliance on third parties, unavailability of labour, labour actions, disruptions to project schedule owing to natural disasters, inclement weather or forest fires, accidents, increases in operating costs (including due to inflation), increased costs of mining or processing and refining facilities, unavailability of economic sources of power and water, unanticipated transportation costs, changes in government regulations (including regulations with respect to the environment, prices, royalties, duties, taxes, permitting, restrictions on production, quotas on exportation of minerals, etc.), changes or delays in permitting and regulatory approval processes or restrictions associated with permitting or regulatory approvals, legal challenges to regulatory approvals, protest, blockades, vandalism, and other force majeure events.

While the Construction Licence for Phoenix has been received, the Company must obtain and maintain various additional provincial and federal licenses and permits and continue to successfully execute on its project engineering, procurement, construction, and commissioning objectives, to commence operations of the mine once constructed. If regulatory approvals, development, or construction are delayed for any reason, the Company's ability to achieve its future production plans may be impacted.

The ability to sell and profit from the sale of any eventual mineral production from a property may be subject to project execution and management challenges due to rapid growth and administrative changes and reliance on third parties, contractual commitments, the prevailing conditions in the applicable marketplace at the time of sale, and applicable government regulations. The demand for uranium and other minerals is subject to global economic and geopolitical influences and consumer or other end-user attitudes.

Many of these factors are beyond the control of a mining company and therefore represent a market risk which could impact the long-term viability of Denison and its operations.

**Denison's insurance coverage may not be sufficient to cover losses from risks inherent in exploration, construction, and operation of mining projects resulting in material economic harm to Denison.**

Denison's business is capital-intensive and subject to a number of risks and hazards, including environmental pollution, accidents or spills, industrial and transportation accidents, labour disputes, changes in the regulatory environment, natural phenomena (such as inclement weather conditions) and encountering unusual or unexpected geological conditions. Many of the foregoing risks and hazards could result in: damage to, or destruction of, Denison's mineral properties, mining or site infrastructure, mobile equipment, or processing facilities, in which it has an interest; personal injury or death; environmental damage; delays in or interruption of or cessation of exploration, development, production or processing activities; or costs, monetary losses, and potential legal liability and adverse governmental action. In addition, due to the radioactive nature of the materials handled in uranium exploration, mining and processing, as applicable, additional costs and risks may be incurred by Denison and its joint venture partners on a regular and ongoing basis.

Although Denison maintains insurance to cover some of these risks and hazards in amounts it believes to be reasonable, such insurance may not provide adequate coverage in the event of certain circumstances. No assurance can be given that such insurance will continue to be available, that it will be available at economically feasible premiums, or that it will provide sufficient coverage for losses related to these or other risks and hazards.

Denison may be subject to liability or sustain loss for certain risks and hazards against which it cannot insure or which it may reasonably elect not to insure because of the cost. This lack or insufficiency of insurance coverage could result in material economic harm to Denison.

**Incidents with respect to Denison's containment management obligations could have a material and adverse effect on its reputation, financial condition and results of operations.**

The Company's closed mines operations are engaged in long-term monitoring of Denison's reclaimed mine sites in Elliot Lake, Ontario, for which decommissioning and restoration has been completed. Such monitoring includes the operation of tailings storage facilities, the results of which are reviewed regularly by the CNSC and the Elliot Lake Joint Regulatory Group, which consists of federal and provincial regulators. Denison's other exploration and evaluation activities, as well as its non-operated project interests, may also produce waste materials, for which containment procedures and practices are in place, in accordance with applicable regulatory and permit requirements. However, there is a risk of environmental contamination or other adverse effects due to a release of radioactive material or other materials produced by the Company's activities if the infrastructure prepared therefor is not sufficient to achieve appropriate containment. Such an occurrence could have a material and adverse effect on the Company's reputation, financial condition and results of operations.

**Selection and use of novel mining methods present significant opportunities, as well as increased execution risk, for Denison.**

As disclosed in the Wheeler Report, Denison has selected the ISR mining method for production at the Phoenix deposit. While industry best practices have been utilized in the development of its estimates and technical studies, and field testing completed to date indicates that ground conditions and the mineral reserves estimated to be contained within the deposit are amenable to extraction by way of ISR to the level of certainty appropriate for a feasibility study, actual conditions could be materially different from those estimated.

The MLJV has developed the patented SABRE mining method and has previously evaluated this innovative mining method via test mining at McClean Lake. While important milestones for the SABRE technology have been achieved to date, including several months of commercial operations at McClean North during 2025, performance in one area of the deposit may not be indicative of results that can be achieved throughout the deposit or at other deposits of varying geologies or depths. Hence, the results of the SABRE

technology could be materially different when applied to different areas of the deposit or if applied to subsequent projects elsewhere.

It is possible that actual costs and economic returns of any mining operations may differ materially from expectations and the best estimates available at the time.

The commercial use of these novel mining methods beyond the projects for or on which they were developed, could present a significant opportunity to expand upon the benefits of such investments in innovation; however, the ability and process for a joint venture, or either partner thereof, to use the mining method on projects outside of the joint venture have not yet been established.

**The Company's project viability and operational outlook could be negatively impacted by the volatility and sensitivity to fluctuations in uranium market prices.**

The value of the Company's current physical uranium holdings, its estimates of mineral resources and mineral reserves, and the viability of future production for its projects are heavily influenced by long- and short-term market prices of  $U_3O_8$ . Historically, these prices have seen significant fluctuations, and have been and will continue to be affected by numerous factors beyond Denison's control. Such factors include, among others: demand for nuclear power; political, economic and social conditions in uranium producing and consuming countries; public and political response to nuclear incidents; reprocessing of used reactor fuel and the re-enrichment of depleted uranium tails; sales of excess civilian and military inventories (including from the dismantling of nuclear weapons) by governments and industry participants; uranium supplies from other secondary sources; production levels and costs of production from primary uranium suppliers; and forward contracts of  $U_3O_8$  supplies.

Uranium prices failing to reach or sustain projected levels can impact operations by requiring a reassessment of the Company's financial resources and/or the economic viability of the Company's projects, and such reassessment alone may cause substantial delays and/or interruptions in project development, which could have a material adverse effect on the results of operations and financial condition of Denison.

Changes in uranium supply and demand dynamics, geopolitical and economic conditions, and/or international trade regulations could also materially impact the demand for Denison's projected future production. If Denison is unable to sell uranium inventory as and when needed on acceptable terms, or then-current economic or logistical conditions negatively impact its ability to enter and/or fulfill commercial sales contracts, it could have a material adverse effect on the results of operations and financial condition of Denison.

For expected future production from Phoenix, Denison expects to use a uranium contracting strategy for its uranium production to reduce volatility in its future earnings and cash flow from exposure to fluctuations in uranium prices while maintaining exposure to future price increases. Such strategy is expected to be made up of fixed and/or base-escalated priced contracts and market-related priced contracts, including medium- to long term and spot related transactions and other commercial arrangements. Contracts that include some element of fixed or base-escalated pricing bear the risk of opportunity losses for the quantities sold, as Denison may not realize the benefits of subsequent increases in  $U_3O_8$  prices, whereas purely market-related priced contracts or spot market transactions would expose Denison to fluctuations in uranium prices that could adversely impact its future earnings, cash flows, financial condition, results of operations or prospects. There is no assurance that Denison's contracting strategy will be successful and adequately mitigate Denison's exposure to factors that could adversely impact its future earnings, cash flows, financial condition, results of operations or prospects.

Denison will endeavour to enter into contracts for future delivery of uranium based upon expected production and other factors. Should Denison's actual production and/or uranium inventory available for delivery fall short of expectations or contracted amounts, it may be required to procure replacement uranium for delivery into contracts under adverse terms and conditions, or face potential consequences of failure to deliver in accordance with its obligations. Conversely, if Denison enters into contracts for uranium quantities

less than its available uranium inventory and/or expected uranium production, it may be unable to find alternative means of selling such potential excess quantities on adequate terms, or at all. Any such outcomes could adversely impact Denison's future earnings, cash flows, financial condition, results of operations or prospects.

**Denison's operations are dependent on permitting and licensing.**

The development of mines and related facilities is contingent upon governmental approvals that can be complex and time-consuming to obtain and which may involve the coordination of multiple governmental agencies. The ability of the Company to obtain and maintain permits and approvals and to successfully explore and evaluate properties and/or develop and operate mines may be adversely affected by real or perceived impacts associated with its activities that impact the environment and human health and safety at its projects and in the surrounding communities.

The real or perceived effects of the activities of other mining companies, locally or globally, may also adversely impact the Company's ability to obtain and maintain permits and approvals. Mining companies are often targets of actions by non-governmental organizations and environmental groups in the jurisdictions in which they operate. Such organizations and groups may take actions in the future to disrupt Denison's operations. They may also apply pressure to local, regional and national government officials to take actions which are adverse to Denison's operations. Such actions could have an adverse effect on Denison's ability to advance its projects and, as a result, on its financial position and results.

Environmental and regulatory review can be a long, complex and uncertain process that may result in potentially significant delays. Obtaining these government and regulatory approvals includes, among other things, completing environmental assessments and engaging with Indigenous and local communities. See "*Environmental, Health, Safety & Sustainability Matters*" for more information regarding Denison's community engagement. The timely completion of the approval processes may be impacted by relatively limited resources utilized by applicable government and regulatory agencies. In addition, future changes in governments, regulations and policies, such as those impacting Denison's mining operations and uranium transport, could materially and adversely affect Denison's results of operations and financial condition in a particular period or its long-term business prospects.

There can be no assurance that the Company will obtain, maintain or renew all necessary permits on acceptable terms or in a timely manner. Any significant delays in obtaining or renewing such permits or licences in the future could have a material adverse effect on Denison.

**Denison's operations are subject to extensive regulatory and policy risk.**

Uranium mining and milling operations and exploration activities, as well as the transportation and handling of the products produced, are subject to extensive regulation by federal, provincial, and state governments. Such regulations relate to production, development, exploration, exports, imports, taxes and royalties, labour standards, occupational health, waste disposal, protection and remediation of the environment, mine decommissioning and reclamation, mine safety, toxic substances, transportation safety and emergency response, engagement with Indigenous peoples, and other matters. Compliance with such laws and regulations is currently, and has historically, increased the costs of exploring, drilling, developing, constructing, operating and closing Denison's mines and processing facilities.

Denison expends significant financial and managerial resources to comply with such laws and regulations. Denison anticipates it will have to continue to do so as the trend toward stricter government regulation may continue. Because legal requirements are frequently changing and subject to interpretation, Denison is unable to predict the ultimate cost of compliance with these requirements or their effect on operations. While the Company has taken great care to ensure full compliance with its legal obligations, there can be no assurance that the Company has been or will be in full compliance with all of these laws and regulations, or with all permits and approvals that it is required to have.

It is possible that the costs, delays and other effects associated with such laws and regulations may impact Denison's decisions with respect to exploration and development properties, including whether to proceed with exploration or development. It is also possible that such laws and regulations may result in Denison incurring significant costs due to a material change required to the methods of mining, milling, transportation and other project elements and/or to remediate or decommission properties in accordance with applicable environmental standards beyond those already established and estimated by the Company.

Failure to comply with applicable laws, regulations and permitting requirements, even inadvertently, may result in enforcement actions. These actions may result in orders issued by regulatory or judicial authorities causing operations to cease or be curtailed, and may include corrective measures requiring capital expenditures, installation of additional equipment or remedial actions. Companies may be required to compensate others who suffer loss or damage by reason of their exploration or other activities and may have civil or criminal fines or penalties imposed for violations of applicable laws or regulations.

### **Denison is subject to risks and uncertainties related to engagement with First Nations and Métis Peoples.**

First Nations and Métis rights, entitlements and title claims may impact Denison's ability and that of its joint venture partners to pursue exploration, development and mining at its Saskatchewan properties. Pursuant to historical treaties, First Nations in northern Saskatchewan are entitled to pursue hunting, fishing and other activities on their traditional lands and continue to assert title to the minerals within the lands. Métis people have not signed treaties; however, they assert Indigenous rights throughout Saskatchewan, including Indigenous title over the Company's project lands.

Managing relations with the local First Nations and Métis communities is a matter of paramount importance to Denison. Engagement with, and consideration of other rights of, potentially affected Indigenous peoples may require accommodations, including undertakings regarding funding, contracting, environmental practices, employment and other matters. In the course of engagement, the Company also faces competing interests and demands. This may affect the timetable and costs of exploration, evaluation and development of the Company's projects.

The Company's relationships with communities of interest are critical to ensure the future success of its existing operations and the construction and development of its projects. Adverse publicity relating to the mining industry generated by non-governmental organizations and others could have an adverse effect on the Company's reputation or financial condition and may impact its relationship with the communities in proximity to which it operates. While the Company is committed to operating in a socially responsible manner, there is no guarantee that the Company's efforts in this regard will mitigate this potential risk.

The inability of the Company to maintain positive relationships with, or meet the varied expectations of, local First Nations and Métis communities and other communities of interest could result in additional obstacles to permitting and legal challenges. For example, in 2025, an application for judicial review was filed in the Court of King's Bench for Saskatchewan by the Peter Ballantyne Cree Nation ("PBCN") against the Government of Saskatchewan and the Company. Pursuant to the application, PBCN seeks an order setting aside the Provincial Ministerial approval under *The Environmental Assessment Act* (Saskatchewan) allowing Denison to proceed with the construction of the Project and remitting the decision back to the Saskatchewan Minister of the Environment for reconsideration. The Application asserts that the Government of Saskatchewan breached its duty to consult with PBCN and is required to further consult with PBCN regarding the Project. Denison is committed to reconciliation and works hard to listen to the perspectives of various interested parties, including PBCN, with whom Denison intends to maintain open communication. With respect to the application, Denison intends to vigorously defend against the orders requested; however, there is risk that the outcome of the judicial review will not be favourable to the Company.

Such matters could cause other disruptions to the Company's exploration, development and production plans, and could have a significant adverse impact on the Company's share price and financial condition.

**Denison could be negatively impacted by its reliance on contractors and experts.**

In various aspects of its operations, Denison relies on the services, expertise and recommendations of its service providers and their employees and contractors, who often are engaged at significant expense to the Company. For example, the decision as to whether a property contains a commercial mineral deposit and should be brought into production will depend in large part upon the results of exploration programs and/or feasibility studies, and the recommendations of duly qualified third-party engineers and/or geologists.

For Phoenix, the timely and cost-effective completion of the work will significantly depend on the satisfactory performance of Denison's contractors, which may include design and engineering consultants responsible for the different elements of the site and mine plans, procurement, construction management and/or construction contractors. If any of these contractors or consultants do not perform to accepted or expected standards, there could be significant delays or cost consequences for the project and the Company. Denison is taking steps to mitigate that risk, including formation of an integrated project team to manage all aspects of the Phoenix project. While Denison emphasizes the importance of conducting operations in a technically sound, safe, sustainable and cost-effective manner, it cannot exert absolute control over the actions of these third parties when providing services to Denison or otherwise operating on Denison's properties. Any failure to act or material error, omission, act of negligence or act resulting in a technical failure, environmental pollution, accidents or spills, industrial and transportation accidents, work stoppages or other actions could adversely affect the Company's operations and financial condition.

**Failure to maintain qualified and experienced employees on which Denison depends could result in business interruption.**

Denison's success depends on the efforts and abilities of certain senior officers and key employees. Certain of Denison's employees have significant experience in the uranium industry, and the number of individuals with significant experience in this industry is small. While Denison does not foresee any reason why such officers and key employees will not remain with Denison, if for any reason they do not, Denison could be adversely affected. Denison has not purchased key man life insurance for any of these individuals.

Denison's success also depends on the availability of and its competitiveness for qualified and experienced employees to work in Denison's operations and Denison's ability to attract and retain such employees. Effective staffing is about having the right numbers of the right people, in the right place at the right time, with the suitable knowledge, skill and experience to operate safely and effectively and to maintain compliance with internal controls, procedures and policies. To meet the Company's objectives, Denison has been and will continue to need to increase its staffing levels to ensure it has suitable and sufficient organizational structures, staffing and competencies in place to effectively and reliably carry out its activities. As Denison continues with the development of Phoenix and its activities increase, Denison will require additional skilled labour, such as construction, operations, engineering, and financial personnel. There is a risk that Denison will not be successful in attracting, training and retaining qualified personnel as there is often competition for persons with these skill sets. If Denison is not successful in attracting, training and retaining qualified personnel, the development of Phoenix and the efficiency of Denison's operations could be impaired, which could have an adverse impact on Denison's results of operations and financial condition. In addition, failure to adequately address such operational risks could result in breakdowns in internal procedures and systems, which could have a material adverse impact on the Company.

**Disagreements or disputes with Denison's joint venture counterparties could materially adversely impact the Company's operations.**

The Company is party to a number of joint venture arrangements which are material to the Company. The existence or occurrence of one or more of the following circumstances and events could have a material adverse impact on the Company's business prospects, results of operations and financial condition: disagreements with joint venture partners on how to conduct exploration or development activities; inability of joint venture partners to meet their obligations to the joint venture or third parties; and disputes or litigation between joint venture partners regarding budgets, development activities, reporting requirements and other

joint venture matters. The Company is, and has been, involved in disputes with its joint venture partners pursuant to the dispute resolution provisions of a joint venture agreement or civil claims. Any such disputes may not be resolved in the Company's favour.

**Public health emergencies could materially impact business and operation plans.**

Public health emergencies may cause disruptions to the Company's business and operational plans. Such disruptions may result from (i) restrictions that governments and communities impose to address the emergency, (ii) restrictions that the Company and its contractors and subcontractors impose to ensure the safety of employees and others, (iii) shortages of employees and/or unavailability of contractors and subcontractors, and/or (iv) interruption of supplies from third parties upon which the Company relies. A disruption may have a material adverse effect on the Company's business, financial condition and results of operations, which could be rapid and unexpected.

**Compliance costs and risks of non-compliance with environmental, health, safety and other regulations could have a material adverse impact on Denison's financial condition or results of operations.**

Denison has expended significant financial and managerial resources to comply with environmental protection laws, regulations and permitting requirements in each jurisdiction where it operates, and anticipates that it will be required to continue to do so in the future as the historical trend toward stricter regulation may continue. The possibility of more stringent regulations exists in the areas of worker health and safety, the disposal of wastes, the decommissioning and reclamation of mining and processing sites, and other environmental matters, each of which could have a material adverse impact on the costs or the viability of a particular project.

Denison's facilities operate under various operating and environmental permits, licences and approvals that contain health, safety and/or environmental conditions that must be met, and Denison's right to pursue its development plans is dependent upon receipt of, and compliance with, additional permits, licences and approvals. Failure to obtain such permits, licences and approvals and/or meet any conditions set forth therein could have a material adverse effect on Denison's financial condition or results of operations.

Although the Company believes its operations comply, in all material respects, with all relevant permits, licences and regulations involving worker health and safety as well as the environment, there can be no assurance regarding continued compliance or ability of the Company to meet future environmental regulations, which may also require the expenditure of significant additional financial and managerial resources.

**Health and safety hazards may pose a risk to employees, contractors and operations.**

Exploration and mining development and operating activities represent inherent safety hazards and maintaining the health and safety of the Company's employees and contractors is of paramount importance to Denison. The Company has policies, procedures and controls in place intended to maintain the health and safety of its operations. Notwithstanding such efforts, safety incidents may still occur. Significant potential risks during project exploration, development and construction include, but are not limited to, heavy machinery operation incidents, vehicle accidents, unsafe road conditions or events, unknown ground conditions, and contact with energized sources.

Mining operations in the uranium industry are subject to risks uniquely associated with uranium mining and processing; the risk of over-exposure to radiological materials by the Company's employees, contractors, or others is inherent in Denison's operations, as they involve the treatment, monitoring, possession, handling, storage and/or transportation of radioactive materials (uranium, radon, etc.).

Employees involved in activities in remote northern areas may also be exposed to additional hazards, such as: risk of failure of heating equipment or damage to camp facilities; risk of being stranded due to breakdown

or damage to mobile equipment; risk of attacks on employees by wildlife; risk of extreme weather events or forest fires. The impact of such hazards could be exacerbated by the proximity to first aid or other medical care and/or delayed emergency response time compared to more populated or urban areas.

Any incident resulting in serious injury or death could have profound impacts on the Company, its employees and others, as well as result in litigation and/or regulatory action (including, but not limited to suspension of development activities, fines or penalties), or otherwise adversely affect the Company's reputation and ability to meet its objectives.

**Mineral reserve and resource estimates may prove inaccurate.**

Mineral reserve and resource figures are estimates, and no assurances can be given that the estimated quantities of uranium are in the ground and could be produced, or that Denison will receive the prices assumed in determining its mineral reserves. Such estimates are expressions of judgment based on knowledge, mining experience, analysis of drilling results and industry best practices. Valid estimates made at a given time may significantly change when new information becomes available. By their nature, mineral reserve and resource estimates are imprecise and depend, to a certain extent, upon statistical inferences and geological interpretations, which may ultimately prove inaccurate. Furthermore, market price fluctuations, as well as increased capital or production costs or reduced recovery rates, may render mineral reserves and resources uneconomic and may ultimately result in a restatement of mineral reserves and resources. The evaluation of mineral reserves or resources is always influenced by economic and technological factors, which may change over time.

**Global demand fluctuations and international trade policies and restrictions could adversely affect Denison's outlook and financial condition.**

The international nuclear fuel industry, including the supply of uranium concentrates, is relatively small compared to other minerals, and is generally highly competitive and heavily regulated. Worldwide demand for uranium is directly tied to the demand for electricity produced by the nuclear power industry, which is also subject to extensive government regulation and policies. In addition, the international marketing of uranium is subject to governmental policies and certain trade restrictions. For example, the supply and marketing of uranium from Russia is limited by international trade agreements and could be impacted by policy changes in the United States and/or elsewhere.

In general, trade agreements, governmental policies and/or trade restrictions are beyond the control of Denison and may affect the supply of uranium available for use in markets like the United States and Europe, which are currently the largest markets for uranium in the world. Similarly, trade restrictions or foreign policy have the potential to impact the ability to supply uranium to developing markets, such as China and India. If substantial changes are made to regulations affecting the global marketing and supply of uranium, the Company's business, financial condition and results of operations may be materially adversely affected.

The current United States administration has been making, and is expected to continue to make, legislative and regulatory changes that could have an adverse effect on the Company and its financial condition. In particular, there is uncertainty regarding the scope and scale of U.S. tariffs and whether there will continue to be support for existing treaty and trade relationships between the U.S. and its trading partners, including Canada. In 2025, the United States enacted or proposed broad-based tariffs on goods imported into the United States on multiple occasions. Changes in or the imposition of any new tariffs, taxes or import or export restrictions or prohibitions impacting imports to and exports from Canada could impose additional costs on the Company, decrease U.S. demand for the Company's products, or otherwise negatively impact the Company. Furthermore, there is a risk that any broad-based tariffs of meaningful scale imposed by the United States on a sustained basis could trigger a broader global trade war which may have a material adverse effect on the Canadian, U.S. and global economies overall, which in turn could have a material adverse impact on the Company's business.

**Lack of public acceptance of nuclear energy and competition from other energy sources may result in lower demand for uranium.**

Growth of the uranium and nuclear power industry will depend upon continued and increased acceptance of nuclear technology as a clean means of generating electricity. Because of unique political, technological and environmental factors that affect the nuclear industry, including the risk of a nuclear incident, the industry is subject to public opinion risks that could have an adverse impact on the demand for nuclear power and increase the regulation of the nuclear power industry.

Nuclear energy competes with other sources of energy, including oil, natural gas, coal and hydro-electricity. These other energy sources are, to some extent, interchangeable with nuclear energy, particularly over the longer term. Technical advancements in, and government subsidies for, renewable and other alternate forms of energy, such as wind and solar power, could make these forms of energy more commercially viable and put additional pressure on the demand for uranium concentrates. Sustained lower prices of alternate forms of energy may result in lower demand for uranium concentrates.

Market projections for future demand for uranium are based on various assumptions regarding the rate of construction and approval of new nuclear power plants, as well as continued public acceptance of nuclear energy around the world. The rationale for adopting nuclear energy can be varied, but often includes the clean and environmentally friendly operation of nuclear power plants, as well as the affordability and round-the-clock reliability of nuclear power. A change in public sentiment regarding nuclear energy could have a material impact on the number of nuclear power plants under construction, planned or proposed, which could have a material impact on the market's and the Company's expectations for the future demand for uranium and the future price of uranium.

Recent geopolitical conflicts have highlighted to many global policymakers the significant risk associated with an over-reliance on sources of energy from politically unstable jurisdictions. In many cases, this has resulted in increased calls for a renewed focus on energy independence, to which many nations have identified nuclear power as a potentially critical energy alternative that can both improve energy sovereignty and support the achievement of carbon emission reduction climate goals.

**Denison is reliant on other operators for the advancement and maintenance of certain of its joint venture interests and other properties.**

For certain of Denison's property interests, Denison is not the operator and therefore is not in control of the applicable activities and operations. As a result, Denison is and will be, to a certain extent, dependent on the operators for the nature and timing of activities related to these interests and may be unable to direct or control such activities.

As an example, Orano Canada is the operator and majority participant in the MLJV and MWJV. The McClean Lake mill employs unionized workers who work under collective agreements. Orano Canada, as the operator, is responsible for most operational and production decisions and all dealings with unionized employees and its decisions drive mill and mining operations. Similarly, Orano Canada is responsible for all licensing and dealings with various regulatory authorities. Orano Canada maintains the regulatory licences for operation of the McClean Lake mill, all of which are subject to renewal from time to time and are required in order for the mill to operate in compliance with applicable laws and regulations. Any lengthy work stoppages, or disruption to the operation of the mill or mining operations as a result of a licensing matter or regulatory compliance, may have a material adverse impact on the Company's future cash flows, earnings, results of operations and financial condition.

**Denison is reliant on the licensed storage facilities with which it stores its physical uranium.**

Any uranium purchased by the Company will be stored at one or more licensed uranium conversion facilities ("**Facilities**"), each owned by different third-party organizations. As the number of duly licensed Facilities is limited, there can be no assurance that storage arrangements that are commercially beneficial to the

Company will remain readily available. Failure to negotiate commercially reasonable storage terms with the Facilities may have a material impact on the Company's plans with respect to the physical uranium holdings.

As there is only one Facility in Canada, storage for a portion of the Company's uranium holdings is with a Facility in the United States, and conversion and storage arrangements for the Company's current uranium holdings and any future uranium production, as applicable, could be impacted by geopolitical or international trade factors.

By holding its investments in uranium with licensed Facilities, the Company is exposed to the credit risks of any such Facilities and their operators. There is no guarantee that the Company can fully recover all of its investments in uranium held with the Facilities. Failure to recover all uranium holdings could have a material adverse effect on the financial condition of the Company.

Any loss or damage of the uranium may not be fully covered or absolved by contractual arrangements with the Facilities or the Company's insurance arrangements, and the Company may be financially and legally responsible for losses and/or damages not covered by indemnity provisions or insurance. Any failure to recover all of the uranium holdings could have a material adverse effect on the financial condition of the Company.

**Fluctuations in foreign exchange rates could negatively affect the Company.**

The Company maintains its accounting records and reports its financial position and results in Canadian dollars. Fluctuations in the U.S. currency exchange rate relative to the Canadian currency could significantly impact the Company, including its financial results, operations or the trading value of its securities, as the price of uranium is quoted in U.S. dollars, and a decrease in value of U.S. dollars would result in a relative decrease in the valuation of uranium and the associated market value from a Canadian currency perspective. Exchange rate fluctuations, and any potential negative consequences thereof, are beyond the Company's control.

**The Company may not realize the intended benefits of its transactions.**

Denison has completed a number of corporate transactions over the last several years, including, without limitation, the acquisition of physical uranium and investments in Foremost, Cosa, KLP, JCU, Skyharbour, and F3 Uranium. Despite Denison's belief that these transactions, and others which may be completed in the future, will be in Denison's best interest and benefit the Company and Denison's securityholders, Denison may not realize the anticipated benefits of such transactions or realize the full value of the consideration paid or received to complete the transactions. This could result in significant accounting impairments or write-downs of the carrying values of mineral properties or other assets and could adversely impact the Company and the price of its Shares.

Denison expects it may enter into agreements with multiple counterparties with respect to Project construction, financing initiatives and/or the sale of potential uranium production. Denison may not realize the anticipated benefits of such transactions due to risks of counterparty non-performance, including non-payment or other default, which could adversely impact the Company.

**Denison may be unable to exploit, expand and/or replace mineral reserves and mineral resources.**

Denison's mineral reserves and resources estimated for its projects are currently the only projected future sources of possible uranium production. Unless other mineral reserves or resources are discovered or acquired, Denison's sources of future production for uranium concentrates will decrease over time if its current mineral reserves and mineral resources are exploited or otherwise revised. There can be no assurance that future exploration, development and acquisition efforts will be successful in replenishing its mineral reserves and resources. In addition, while Denison believes that many of its properties demonstrate

development potential, there can be no assurance that they can or will be successfully developed and put into production in future years.

**Competition for properties could limit the Company's ability to add to or replace mineral reserves and mineral resources.**

Significant competition exists for the limited supply of mineral lands available for acquisition. Participants in the mining business include large established companies with long operating histories. In certain circumstances, the Company may be at a disadvantage in acquiring new properties as competitors may have incumbency advantages, greater financial resources and more technical staff. Accordingly, there can be no assurance that the Company will be able to compete successfully to acquire new properties or that any such acquired assets would yield resources or reserves or result in commercial mining operations.

**Challenges to Denison's title to or interest in its properties could have a material adverse effect on Denison's operations.**

The Company has investigated its rights to explore and exploit its properties and, to the best of its knowledge, those rights are in good standing. However, no assurance can be given that such rights will not be revoked, or significantly altered, to its detriment. There can also be no assurance that the Company's rights will not be challenged or impugned by third parties, including the federal, provincial and local governments in Canada, as well as by First Nations and Métis.

There is also a risk that Denison's title to, or interest in, its properties may be subject to defects or challenges. If such defects or challenges cover a material portion of Denison's property, they could have a material adverse effect on Denison's results of operations, financial condition, reported mineral reserves and resources and/or long-term business prospects.

**Failure to renew or a default in obligations under the Credit Facility or other debt arrangement, as applicable, could have a material adverse impact on Denison's operations and financial condition.**

The Credit Facility has a term of one year that has been renewed annually and will need to be renewed again on or before January 31, 2027. There is no certainty what terms of any renewal may be, or any assurance that such renewal will be made available to Denison.

Denison is required to satisfy certain financial covenants in order to maintain its good standing under the Credit Facility. Denison is also subject to a number of restrictive covenants under the Credit Facility and the Ecora Transaction, such as restrictions on Denison's ability to incur additional indebtedness and sell, transfer or otherwise dispose of material assets. Denison may from time to time enter into other arrangements to borrow money in order to fund its operations and expansion plans, and such arrangements may include covenants that have similar obligations or that restrict its business in some way.

Events may occur in the future, including events out of Denison's control, which could cause Denison to fail to satisfy its obligations under the Credit Facility, Ecora Transaction or other debt instruments. In such circumstances, the amounts drawn under Denison's debt agreements may become due and payable before the agreed maturity date, and Denison may not have the financial resources to repay such amounts when due. The Credit Facility and Ecora Transaction are secured by a pledge of the shares of DMI. If Denison were to default on its obligations under the Credit Facility, Ecora Transaction or other secured debt instruments in the future, the lender(s) under such debt instruments could enforce their security and seize significant portions of Denison's assets.

**Restrictions on changes of control could delay or disrupt transactions otherwise beneficial to the Company or its securityholders.**

The Ecora Transaction, the Convertible Notes' indenture and certain other of Denison's agreements contain provisions that could adversely impact Denison or its securityholders in the case of a transaction that would

result in a change of control of Denison or certain of its subsidiaries. In the case of the Convertible Notes, for example, under certain circumstances, a change of control of Denison could trigger redemption rights.

If consent is required from our counterparty and the counterparty chooses to withhold its consent, then such transaction opportunity could have to be abandoned or, if such transaction were to proceed, the counterparty could seek to terminate certain agreements with Denison, including certain agreements forming part of the Ecora Transaction, or require Denison to buy the counterparty's rights back from them, which could adversely affect Denison's financial resources and prospects.

If applicable, such restrictive contractual provisions could delay or discourage a change in control of the Company that could otherwise be beneficial to Denison or its securityholders.

**Inaccuracy of decommissioning and reclamation estimates and insufficiency of financial assurance could impact the Company's operations and financial condition.**

As owner of the Elliot Lake decommissioned sites and part owner of the McClean Lake mill, McClean Lake mines, the Midwest uranium project, the Wheeler River Project, and certain exploration properties, and for so long as the Company remains an owner thereof, the Company is obligated to eventually reclaim or participate in the reclamation of such properties. Most, but not all, of the Company's reclamation obligations are secured, and cash and other assets of the Company have been reserved to secure this obligation. Although the Company's financial statements record a liability for the asset retirement obligation, and the security requirements are periodically reviewed by applicable regulatory authorities, there can be no assurance or guarantee that the ultimate cost of such reclamation obligations will not exceed the estimated liability contained on the Company's financial statements.

As Denison's properties approach or go into decommissioning, regulatory review of the Company's decommissioning plans may result in additional decommissioning requirements, associated costs and the requirement to provide additional financial assurances. It is not possible to predict what level of decommissioning and reclamation (and financial assurances relating thereto) may be required from Denison in the future by regulatory authorities.

**Technical innovation and obsolescence could reduce the demand for the Company's uranium.**

Requirements for Denison's products and services may be affected by technological changes impacting the mining and/or nuclear industries. For example, technological changes in nuclear reactors, enrichment and used uranium fuel processing could reduce the demand for uranium. In addition, Denison's competitors may adopt technological advancements that give them an advantage over Denison.

**The Company could be negatively impacted by any failure to comply with applicable anti-bribery and anti-corruption laws.**

The Company is subject to anti-bribery and anti-corruption laws, including the *Corruption of Foreign Public Officials Act* (Canada) and the *United States Foreign Corrupt Practices Act of 1977*, as amended. Failure to comply with these laws could subject the Company to, among other things, reputational damage, civil or criminal penalties, other remedial measures and legal expenses which could adversely affect the Company's business, results from operations, and financial condition. It may not be possible for the Company to ensure compliance with anti-bribery and anti-corruption laws in every jurisdiction in which its employees, agents, sub-contractors or joint venture partners are located or may be located in the future.

**Climate change poses unique challenges that could materially impact Denison's operations or financial condition.**

Due to changes in local and global climatic conditions, many analysts and scientists predict an increase in the frequency of extreme weather events such as floods, droughts, forest and brush fires and extreme storms. Such events could materially disrupt the Company's operations, particularly if they affect the

Company's sites, impact local infrastructure, disrupt supply chains, or threaten the health and safety of the Company's employees, contractors and/or local communities. In addition, reported warming trends could result in later freeze-ups and warmer lake temperatures in the Athabasca Basin region, potentially negatively affecting the Company's winter exploration programs.

The Company is focused on operating in a manner designed to minimize the environmental impacts of its activities; however, certain environmental impacts from mineral exploration and mining activities may be inevitable. Increased environmental regulation and/or the use of fiscal policy by regulators in response to concerns over climate change and other environmental impacts, such as additional taxes levied on activities deemed harmful to the environment, could have a material adverse effect on Denison's financial condition or results of operations.

**Information systems upon which the Company may rely could be insufficient and/or vulnerable to cyberattack.**

One of the Company's material assets is its operational data and intellectual property and the ability to effectively retain and access that data is a priority for Denison. There is a risk that corporate data management systems are not implemented or utilized effectively to achieve ease of access and retrieval of timely, accurate and meaningful information about the business operations and risks to enable informed decision-making. The accessibility of the Company's corporate data may also be compromised through information security breaches.

Although to date the Company has not experienced any information security breaches or any losses relating to cyber attacks, there can be no assurance that the Company will not incur such losses in the future.

One of the most important things a company can do to prevent information security breaches is to ensure its people understand the importance of protecting its data and systems. In light of that, the Company has an Information Technology Acceptable Use Policy for its employees, for which it seeks annual review and affirmation of compliance, with procedures and practices in place designed to protect Denison's information technology ("IT") infrastructure. Denison also regularly deploys mandatory company-wide information technology and cyber security training, to ensure familiarity with the risks and mitigation strategies.

The Company's operations depend upon the availability, capacity, reliability and security of its IT infrastructure, and its ability to expand and update this infrastructure as required, to conduct daily operations. Denison relies on various IT systems in all areas of its operations, including project management, financial reporting, contract management, exploration and development data analysis, human resource management, regulatory compliance and communications with employees and third parties.

These IT systems could be subject to network disruptions caused by a variety of sources, including computer viruses, security breaches and cyber attacks, as well as network and/or hardware disruptions resulting from incidents such as unexpected interruptions or failures, natural disasters, fire, power loss, vandalism and theft. The Company's operations also depend on the timely maintenance, upgrade and replacement of networks, equipment, IT systems and software, as well as pre-emptive expenses to mitigate the risks of failures.

The ability of the IT function to support the Company's business in the event of any such occurrence and the ability to recover key systems from unexpected interruptions cannot be fully tested. There is a risk that, if such an event occurs, the Company's continuity plan may not be adequate to immediately address all repercussions of the disaster. In the event of a disaster affecting a data centre or key office location, key systems may be unavailable for a number of days, leading to inability to perform some business processes in a timely manner. As a result, the failure of Denison's IT systems or a component thereof could, depending on the nature of any such failure, adversely impact the Company's reputation and results of operations.

Unauthorized access to Denison's IT systems by employees or third parties could lead to corruption or exposure of confidential, fiduciary or proprietary information, interruption to communications or operations or disruption to the Company's business activities or its competitive position. Further, disruption of critical IT services, or breaches of information security, could have a negative effect on the Company's operational performance and its reputation. The Company's risk and exposure to these matters cannot be fully mitigated because of, among other things, the evolving nature of these threats. As a result, cyber security and the continued development and enhancement of controls, processes and practices designed to protect systems, computers, software, data and networks from attack, damage or unauthorized access remain a priority.

The Company applies technical and process controls in line with industry-accepted standards to protect information, assets and systems, and is always considering initiatives to enhance its cyber and data security; however, these controls may not adequately prevent cyber security breaches. There is no assurance that the Company will not suffer losses associated with cyber-security breaches in the future, and may be required to expend significant additional resources to investigate, mitigate and remediate any potential vulnerabilities. As cyber threats continue to evolve, the Company may be required to expend additional resources to continue to modify or enhance protective measures or to investigate and remediate any security vulnerabilities.

### **The Use of Technology and Artificial Intelligence ("AI") Systems**

The Company, its counterparties, third-party providers and vendors may from time to time use AI technology to make the Company's operations and systems more efficient and productive. While the Company has set measures to oversee its use of AI technology, the Company has no way of ensuring that its third-party providers and vendors are engaging in risk mitigating measures when adopting and using AI technology. In addition, as many AI technology systems are constantly evolving and becoming more effective, the Company may be at an increased risk of a cybersecurity attack where AI technology is used to circumvent security controls, evade detection and remove forensic evidence. As a result, the Company may be unable to detect, investigate, remediate or recover from future attacks or incidents, or to avoid a material adverse impact on its business.

### **Events could cause the cost and impact of maintenance of key infrastructure and equipment to be significant or unexpected.**

For continued operations and to ensure the health and safety of employees and others, the Company must maintain diverse physical assets and infrastructure. The cost of operation and maintenance and the operating performance of such facilities may be adversely affected by a variety of factors, including regular and unexpected maintenance and replacement expenditures; the aging of facilities which may reduce their operating performance and increase the cost of maintenance; potential breakdown or failure of equipment requiring emergency or temporary response; catastrophic events such as fires, explosions, earthquakes, volcanic eruptions, landslides, floods, releases of hazardous materials, severe storms or similar occurrences; and other factors discussed in these risk factors. Any of these events could significantly increase the expenses incurred by the Company and/or materially and adversely affect its business, financial condition and future results.

### **Conflicts of interest with the Company's directors or officers could have a material adverse impact on the Company.**

Some of the directors and officers of Denison are also directors of other companies that are similarly engaged in the business of acquiring, exploring and developing natural resource properties. Such associations may give rise to conflicts of interest from time to time. In particular, one of the consequences would be that corporate opportunities presented to a director or officer of Denison may be offered to another company or companies with which the director or officer is associated, and may not be presented or made available to Denison. The directors and officers of Denison are required by law to act honestly and in good faith with a view to the best interests of Denison, to disclose any interest which they may have in any project or opportunity of Denison, and, where applicable for directors, to abstain from voting on such matter.

Conflicts of interest that arise will be subject to and governed by the procedures prescribed in the Company's Code of Ethics and by the OBCA.

**Disclosure and internal control systems provide reasonable assurance, but not absolute assurance, with respect to the reliability of the Company's financial reporting.**

Internal controls over financial reporting are procedures designed to provide reasonable assurance that transactions are properly authorized, assets are safeguarded against unauthorized or improper use, and transactions are properly recorded and reported. Disclosure controls and procedures are designed to ensure that information required to be disclosed by a company in reports filed with securities regulatory agencies is recorded, processed, summarized and reported on a timely basis and is accumulated and communicated to the Company's management, including its Chief Executive Officer and Chief Financial Officer, as appropriate, to allow timely decisions regarding required disclosure. As with any internal control system, there is a risk of override, collusion, or circumvention, particularly during periods of rapid growth or heightened project activity. A control system, no matter how well designed and operated, can provide only reasonable, not absolute, assurance with respect to the reliability of reporting, including financial reporting and financial statement preparation.

***Risks Related to Our Securities and Investments Therein***

Fluctuations in the market price of the Shares are often outside the control of the Company and could materially impact securityholders' investments in the Company and the Company's access to capital.

The market price of Denison's Shares may experience wide fluctuations which may not necessarily be related to the financial condition, operating performance, underlying asset values or prospects of the Company. These factors include macroeconomic developments in North America and globally, such as trade or tariff disputes, market perceptions of the attractiveness of particular industries – including mining and nuclear energy – and volatile trading due to unpredictable general market or trading sentiments.

The market price of Denison's Shares is likely to increase or decrease in response to a number of events and factors, including: Denison's operating performance and the performance of competitors and other similar companies; the breadth of the public market for the Shares and the attractiveness of alternative investments; volatility in metal prices; the number of Shares to be publicly traded after an offering pursuant to any prospectus or prospectus supplement; the public's reaction to the Company's press releases, material change reports, other public announcements and its filings with the various securities regulatory authorities; the arrival or departure of key personnel; public perception of the nuclear industry and reaction to the developments therein; changes in recommendations by research analysts who track the Shares or the shares of other companies in the sector; developments that affect the market for all resource sector securities; changes in general economic and/or political conditions (including changing governmental policies, trade agreements, trade restrictions and tariffs, inflation); acquisitions, strategic alliances or joint ventures involving Denison or its competitors; and the other risk factors listed herein.

The current United States administration has been making, and is expected to continue to make, legislative and regulatory changes that could result in a broader global trade war which could have a material adverse effect on the Canadian, U.S. and global economies overall, which in turn could have a material adverse impact on the market price of the Company's Shares.

Many of these factors that could impact the market price of the Company's Shares are not directly related to Denison's results or operations and are, therefore, not within Denison's control. Accordingly, the market price of the Shares at any given point in time may not accurately reflect the long-term value of Denison.

In recent years, the Company has been affected by the results of a seemingly significant change in investor sentiment towards nuclear energy and uranium in connection with a global trend towards the transition to "clean" energy sources, which is believed to have resulted in increased trading volumes and price volatility of the Shares. Investor sentiment can change quickly, and investors may make investment decisions based

on third-party media and/or social media discussions that may not accurately reflect the Company's disclosure or actual results of operations. Such sentiments may cause volatility in the trading price of the Shares and may or may not be reflective of individual investor's views as to the value of the underlying assets.

Market sentiment and trading in an entity's shares can also be impacted by its inclusion in, or exclusion from, certain equity benchmarks and/or investable indices. For example, in 2021, Denison's Shares were added to the S&P/TSX Composite Index, the headline index for the Canadian equity market. This inclusion could impact the Company's Share price positively, with increased interest in purchasing the Shares. However, a decline in the index could result in investors selling the Shares of the Company for reasons that are unrelated to the Company's operating results, underlying asset values or prospects. In addition, the removal of the Company from the S&P/TSX Composite could have a negative impact on the market price of Shares, as certain shareholders who link investments to the index could be required to sell the Shares for reasons that are unrelated to the Company's operating results, underlying asset values or prospects.

Accordingly, the market price of the Shares may decline even if the Company's operating results, underlying asset values or prospects have not changed. Additionally, these factors, as well as other related factors, may cause decreases in asset values that are deemed to be other than temporary, which may result in impairment losses. There can be no assurance that continuing fluctuations in price and volume will not occur. If such increased levels of volatility and market turmoil continue, the Company's operations could be adversely impacted, and the trading price of the Shares may be materially adversely affected.

Securities class-action litigation often has been brought against companies following periods of volatility in the market price of their securities. Denison may in the future be the target of similar litigation. Securities litigation could result in substantial costs and damages and divert management's attention and resources.

**Dilution from redemption of the Convertible Notes and/or further Share issuances could impact the value of a securityholder's investment in Denison.**

Denison has historically raised, and may continue to raise, funds for its operations through equity issuances, including the FT Offering and the Convertible Notes. Accordingly, holders of common shares may suffer dilution.

Denison may sell additional debt or equity securities (including through the sale of securities convertible into Shares) to finance its exploration, evaluation, development, construction and other operations, acquisitions or other projects. Denison is authorized to issue an unlimited number of Shares. Denison cannot predict the size of future sales and issuances of debt or equity securities or the effect, if any, that future sales and issuances of debt or equity securities will have on the market price of the Shares.

With respect to the Convertible Notes, in certain circumstances the Company may decide to redeem the outstanding Convertible Notes or to repay outstanding principal amounts owing thereunder at the maturity of the Convertible Notes by issuing additional common shares.

Sales or issuances of a substantial number of equity securities, or the perception that such sales could occur, may adversely affect prevailing market prices for the Shares. With any additional sale or issuance of equity securities, investors may suffer dilution of their voting power and it could reduce the value of their investment.

**Lack of liquidity for Shares may negatively impact a securityholder's investment and/or the Company's exchange listings.**

Shareholders of the Company may be unable to sell significant quantities of Shares into the public trading markets without a significant reduction in the price of their Shares, or at all. In order for the Company to maintain its listings on the TSX and NYSE American, it must continue to maintain compliance with certain corporate governance, financial and price requirements. There can be no assurance that there will be

sufficient liquidity of the Company's Shares on the trading market, and that the Company will continue to meet the listing requirements of the TSX or the NYSE American or achieve listing on any other public listing exchange. In addition, the trading market for the Shares could be influenced by the research and reports that industry or securities analysts publish about the Company. If one or more analysts cease coverage on the Company or fail to regularly public reports, the Company could lose visibility in the financial markets, which in turn could cause the trading price or volume, and liquidity, of the Shares to decline.

**The Company has not paid and may not pay dividends on the Shares.**

The Company has not paid any dividends on the Shares and does not anticipate doing so in the immediate future. The payment of future dividends, if any, will be reviewed periodically by the Board and will depend on, among other things, conditions then-existing, including the Company's operations and earnings, financial requirements and other factors including but not limited to commodity prices, production levels, if any, capital expenditure requirements, debt service requirements, operating costs and foreign exchange rates.

**Interests of KEPCO and KHNP may not always be consistent with the interests of other securityholders.**

Pursuant to the KHNP SRA, KHNP Canada is contractually entitled to representation on the Board. Provided KHNP Canada holds over 5% of the Shares, it is entitled to nominate one director for election to the Board at any shareholder meeting. KHNP Canada's right to nominate a director may give KHNP Canada influence on decisions made by the Board. Although KHNP Canada's director nominee will be subject to duties under the OBCA to act in the best interests of Denison as a whole, such director nominee is likely to be an employee of KHNP and he or she may give special attention to KHNP's or KEPCO's interests as indirect shareholders. The interests of KHNP and KEPCO, as indirect shareholders, may not always be consistent with the interests of other securityholders.

The KHNP SRA also includes provisions granting KHNP Canada a right of first offer for certain asset sales and the right to be approached to participate in certain potential acquisitions. The right of first offer and participation right of KHNP Canada may negatively affect Denison's ability or willingness to entertain certain business opportunities, or the attractiveness of Denison as a potential party for certain business transactions. KEPCO's large indirect shareholding block may also make Denison less attractive to third parties considering an acquisition of Denison if those third parties are not able to negotiate KEPCO or KHNP Canada's support.

**United States investors may not be able to obtain enforcement of civil liabilities against the Company.**

The enforcement by investors of civil liabilities under the United States federal or state securities laws may be affected adversely by the fact that the Company is governed by the OBCA, that the majority of the Company's officers and directors are residents of Canada, and that all, or a substantial portion, of their assets and the Company's assets are located outside the United States. It may not be possible for investors to effect service of process within the United States on certain of its directors and officers or enforce judgments obtained in the United States courts against the Company or certain of the Company's directors and officers based upon the civil liability provisions of United States federal securities laws or the securities laws of any state of the United States.

There is some doubt as to whether a judgment of a United States court based solely upon the civil liability provisions of United States federal or state securities laws would be enforceable in Canada against the Company or its directors and officers. There is also doubt as to whether an original action could be brought in Canada against the Company or its directors and officers to enforce liabilities based solely upon United States federal or state securities laws.

**If the Company is characterized as a passive foreign investment company, U.S. holders may be subject to adverse U.S. federal income tax consequences.**

U.S. investors should be aware that they could be subject to certain adverse U.S. federal income tax consequences in the event that the Company is classified as a 'passive foreign investment company' ("PFIC") for U.S. federal income tax purposes. The determination of whether the Company is a PFIC for a taxable year depends, in part, on the application of complex U.S. federal income tax rules, which are subject to differing interpretations, and the determination will depend on the composition of the Company's income, expenses and assets from time to time and the nature of the activities performed by the Company's officers and employees. The Company may have been a PFIC in one or more prior tax years, and may be a PFIC in the current tax year and in subsequent tax years. Prospective investors should carefully read the tax discussion in any applicable prospectus supplement for more information and consult their own tax advisors regarding the consequences of the Company being treated as a PFIC for U.S. federal income tax purposes, including the advisability of making certain elections that may mitigate certain possible adverse U.S. federal income tax consequences that may result in an inclusion in gross income without receipt of such income.

**As a foreign private issuer, the Company is subject to different U.S. securities laws and rules than a U.S. domestic issuer, which may limit the information publicly available to U.S. investors.**

The Company is a foreign private issuer under applicable U.S. federal securities laws and, therefore, is not required to comply with certain periodic disclosure and current reporting requirements of the U.S. Exchange Act and related rules and regulations. As a result, the Company does not file the same reports that a U.S. domestic issuer would file with the SEC; instead, it files with or furnishes to the SEC the continuous disclosure documents it is required to file in Canada under Canadian securities laws. In addition, the Company's officers, directors and principal shareholders are exempt from reporting holdings in the Company's securities and the 'short swing' profit recovery provisions of Section 16 of the U.S. Exchange Act. Under corresponding Canadian insider reporting requirements, the Company's officers, directors and principal shareholders have a comparably longer period to report purchases or sales of securities of the Company. The Company is also exempt from Regulation FD, which prohibits issuers from making selective disclosures of material non-public information. In addition, as a foreign private issuer, the Company is exempt from the proxy rules under the U.S. Exchange Act. The Company also has the option to follow certain Canadian corporate governance practices, except to the extent that such laws would be contrary to U.S. securities laws, and provided that the Company discloses the requirements it is not following and describes the Canadian practices it follows instead. The Company may elect to follow home country practices in Canada with regard to certain corporate governance matters. As a result, the Company's shareholders may not have the same protections afforded to shareholders of U.S. domestic companies that are subject to all corporate governance requirements.

**The Company may lose its foreign private issuer status in the future, which could result in significant additional costs and expenses to the Company.**

The Company may lose its foreign private issuer status if a majority of the Shares are owned of record in the United States and the Company fails to meet the additional requirements necessary to avoid loss of foreign private issuer status, which require that the majority of both its directors and executive officers are not U.S. citizens or residents, a majority of the Company's assets are located outside the United States, and that its business be principally administered outside the United States. The regulatory and compliance costs to the Company under U.S. federal securities laws as a U.S. domestic issuer may be significantly more than the costs the Company incurs as a Canadian foreign private issuer eligible to use the multijurisdictional disclosure system. The transition to reporting as a U.S. domestic issuer will also require significant time and attention from the Company's senior management, finance and legal teams, which may divert focus from our core business activities. If the Company is not a foreign private issuer, it would not be eligible to use the multijurisdictional disclosure system or other foreign issuer forms and would be required to file periodic and current reports and registration statements on U.S. domestic issuer forms with the SEC, which are more detailed and extensive than the forms available to a foreign private issuer. Failure to achieve compliance with U.S. domestic issuer reporting could expose the Company to regulatory enforcement litigation and reputational harm.

## Denison's Securities

### The Shares

The Company is entitled to issue an unlimited number of Shares. As of December 31, 2025, Denison had an aggregate of 901,610,950 Shares issued and outstanding. 904,173,630 Shares are issued and outstanding as of March 27, 2026 (the last trading day prior to the date hereof).

Shareholders are entitled to receive notice of, and to one vote per share at, every meeting of shareholders and to share equally in the assets of Denison remaining upon the liquidation, dissolution or winding up of Denison after the creditors of Denison have been satisfied.

### Price Range and Trading Volume of Shares

The Shares trade on the TSX under the symbol "DML" and on the NYSE American under the symbol "DNN". The following table sets forth, for the periods indicated, the reported high and low end of day sales prices and aggregate volume of trading of the Shares on the TSX and NYSE American during the year ended December 31, 2025.

Month	High (CAD\$) TSX	Low (CAD\$) TSX	Volume (Millions) TSX	High (US\$) NYSE American	Low (US\$) NYSE American	Volume (Millions) NYSE American
January	\$3.02	\$2.49	52	\$2.10	\$1.73	674
February	\$2.66	\$2.12	39	\$1.86	\$1.45	1,060
March	\$2.17	\$1.88	45	\$1.53	\$1.30	1,318
April	\$2.03	\$1.63	44	\$1.46	\$1.15	1,420
May	\$2.40	\$1.97	47	\$1.71	\$1.41	1,805
June	\$2.52	\$2.08	69	\$1.86	\$1.52	3,601
July	\$3.09	\$2.31	74	\$2.27	\$1.69	1,738
August	\$3.16	\$2.66	72	\$2.32	\$1.92	1,198
September	\$3.96	\$3.12	84	\$2.86	\$2.28	1,717
October	\$4.52	\$3.82	104	\$3.22	\$2.72	2,434
November	\$4.11	\$3.20	68	\$2.92	\$2.27	1,240
December	\$3.97	\$3.42	68	\$2.84	\$2.48	850

Source: FactSet

The trading of the Shares on the TSX and the NYSE American do not represent all trading in the Shares, and significant volumes of trading may be facilitated through other platforms.

### Prior Sales

During the year ended December 31, 2025, the Company issued the following unlisted securities:

#### Stock Options:

Date of Issuance	Options (#)	Exercise Prices (\$)
March 17, 2025	1,625,000	\$1.99
May 14, 2025	46,000	\$2.12
August 11, 2025	32,000	\$2.93
November 10, 2025	67,000	\$3.61
<b>TOTAL</b>	<b>1,770,000</b>	

## Share Units:

Date of Issuance	Restricted Share Units (#)	Performance Share Units (#)
March 17, 2025	1,118,000	-
May 14, 2025	522,000	-
August 11, 2025	37,000	-
November 10, 2025	57,000	-
<b>TOTAL</b>	<b>1,734,000</b>	<b>-</b>

## Convertible Notes:

The Company issued Convertible Notes (convertible senior unsecured notes due September 15, 2031), in \$1,000 denominations, for an aggregate principal amount of US\$345 million, on August 15, 2025.

## Dividends

Shareholders are entitled to receive dividends if, as and when declared by the Board of Directors. The Company is restricted under its Credit Facility from paying dividends, and the directors are focused on dedicating cash flow to reinvestment in the business of the Company. Accordingly, no dividends have been declared to date.

## Denison's Governance

### Denison's Directors

The following table sets out the names and the provinces and countries of residence of each of the directors of Denison as of the date hereof, their respective positions and offices held with Denison and their principal occupations during the five preceding years. The term of office of each of the directors of Denison will expire at the annual meeting of the shareholders currently scheduled to be held on May 12, 2026.

Name and Province and Country of Residence	Principal Occupation and Employment for Past Five Years	Director Since <sup>(12)</sup>
JINSU BAIK Gyeongsangbuk-do, Korea	General Manager of the Nuclear Fuel Cycle Management section of KHNP; prior: has held various positions at KHNP.	2025
WES CARSON <sup>(8,10)</sup> British Columbia, Canada	Vice President Mining Operations, Wheaton Precious Metals Corporation since 2017.	2025
DAVID CATES Ontario, Canada	President and Chief Executive Officer of the Company since 2015.	2018
KEN HARTWICK <sup>(2)</sup> Ontario, Canada	Corporate Director; retired in 2024 from position of President & CEO of Ontario Power Generation since 2019.	2025
DAVID NEUBURGER <sup>(2,7,9)</sup> Saskatchewan, Canada	Corporate Director since 2019; prior: mining executive with Kinross Gold Corporation and Cameco Corporation.	2021
LAURIE STERRITT <sup>(3,8)</sup> British Columbia, Canada	CEO and Managing Partner of Pathways Executive Search; prior: Managing Director at Leaders International from 2018 to 2023.	2022
JENNIFER TRAUB <sup>(4,6)</sup> <i>Chair of the Board</i> British Columbia, Canada	Partner in the Securities Group at Cassels Brock & Blackwell LLP since 2000 and serves as Co-Chair of the firm's Mining Group.	2021
PATRICIA M. VOLKER <sup>(1,5)</sup> Ontario, Canada	Corporate Director since 2016; prior: senior positions with the Chartered Professional Accountants of Ontario.	2018

#### Notes:

- (1) Chair, Audit Committee  
(2) Member, Audit Committee

- (3) Chair, Corporate Governance and Nominating Committee
- (4) Member, Corporate Governance and Nominating Committee
- (5) Chair, Compensation Committee
- (6) Member, Compensation Committee
- (7) Chair, Environment, Health, Safety & Sustainability Committee
- (8) Member, Environment, Health, Safety & Sustainability Committee
- (9) Chair, Technical Committee
- (10) Member, Technical Committee

## Denison's Executive Officers

The following table sets out the names and the provinces or states and countries of residence of each of the executive officers of Denison as of the date hereof, their respective positions and offices held with Denison and their principal occupations during the five preceding years.

Name and Province and Country of Residence	Position with Denison and Employment for Past Five Years
DAVID CATES Ontario, Canada	President and Chief Executive Officer since 2015; with Denison in different positions since 2008.
ELIZABETH SIDLE Ontario, Canada	Vice President Finance and Chief Financial Officer; with Denison in different positions since 2016.
DAVID BRONKHORST British Columbia, Canada	Interim Vice President Operations; with Denison as management advisor since his retirement in 2022; prior: Vice President Operations at Denison from 2019.
GEOFF SMITH Ontario, Canada	Vice President Corporate Development & Commercial since 2023; prior: President & Chief Operating Officer at Carbon Streaming Corporation and Managing Director in Global Mining & Metals at Scotiabank.
MARY JO SMITH Ontario, Canada	Vice President Human Resources & Administration; with Denison in different positions since 2007.
CHAD SORBA Saskatchewan, Canada	Vice President Technical Services & Project Evaluation; with Denison in different positions since 2007.
JANNA SWITZER Saskatchewan, Canada	Vice President Environment, Sustainability & Regulatory, with Denison in different positions since 2020.
AMANDA WILLETT British Columbia, Canada	Vice President Legal and Corporate Secretary; with Denison in different positions since 2016.

## Standing Committees of the Board

### The Audit Committee

The Audit Committee of the Company's Board of Directors is principally responsible for:

- recommending to the Company's Board of Directors the external auditor to be nominated for election by the Company's shareholders at each annual general meeting and negotiating the compensation of such external auditor;
- overseeing the work of the external auditor;
- reviewing the Company's annual and interim financial statements, its MD&A in respect thereof and press releases regarding earnings before they are reviewed and approved by the Board of Directors and publicly disseminated by the Company;
- reviewing the Company's financial reporting procedures for the Company's public disclosure of financial information extracted or derived from its financial statements;
- overseeing the Company's practices with respect to the identification and management of financial reporting, financial compliance and related risks;
- overseeing the Company's internal audit function; and

- overseeing other areas of risk for the Company, including related-party transactions, conflicts, and cyber security risks.

The Company's Board of Directors has adopted an Audit Committee mandate/terms of reference (the "**Mandate**") which sets out the Audit Committee's mandate, organization, powers and responsibilities. The complete Mandate is attached as Schedule A to this AIF.

Below are the details of each Audit Committee member, including his or her name, whether she or he is independent and financially literate as such terms are defined under National Instrument 52-110 - *Audit Committees* of the Canadian Securities Administrators ("**NI 52-110**") and his or her education and experience as it relates to the performance of his or her duties as an Audit Committee member. All three Audit Committee members have "financial expertise" within the meaning of the *U.S. Sarbanes-Oxley Act* of 2002, as amended, and are financially literate under NI 52-110. The qualifications and independence of each member is discussed.

Director	Independent	Financially Literate <sup>(1)</sup>	Education & Experience Relevant to Performance of Audit Committee Duties
Patricia Volker, Chair of the Committee	Yes	Yes	<ul style="list-style-type: none"> <li>Chartered Professional Accountant, Chartered Accountant,</li> <li>Certified Management Accountant</li> <li>B.Sc.</li> <li>Served in various capacities in the accounting profession during a 30+ year career</li> <li>Served for over 17 years in various positions at the Chartered Professional Accountants of Ontario, most recently as the Director of Public Accounting and Special Projects</li> <li>Serves on and chairs private and public company audit and/or finance committees</li> <li>Holds the Institute of Corporate Directors, Director designation</li> </ul>
Ken Hartwick	Yes	Yes	<ul style="list-style-type: none"> <li>Holds a Fellowship of Chartered Professional Accountants</li> <li>Chartered Professional Accountant</li> <li>Held senior positions with financial oversight, including President and Chief Executive Officer of Ontario Power Generation (2019 to 2024)</li> <li>Serves on other public company audit committees</li> <li>Holds the Institute of Corporate Directors, Director designation</li> </ul>
David Neuburger	Yes	Yes	<ul style="list-style-type: none"> <li>Completed Financial Accounting and Managerial Accounting courses as part of a Masters of Business Administration (MBA) Program</li> <li>Disclosure Committee experience with Cameco, including review of quarterly and annual financial statements and management's discussion &amp; analysis</li> <li>Served on another public company audit committee</li> </ul>

**Notes:**

(1) To be considered financially literate, a member of the Committee must have the ability to read and understand a set of financial statements that present a breadth and level of complexity of accounting issues that are generally comparable to the breadth and complexity of the issues that can reasonably be expected to be raised by the Company's financial statements.

The following table discloses the fees billed to the Company by its independent auditors during the last two fiscal years.

Financial Year Ending <sup>(1)</sup>	Audit Fees <sup>(2)</sup>	Audit-Related Fees <sup>(3)</sup>	Tax Fees <sup>(4)</sup>	All Other
December 31, 2025	\$845,786	\$41,250	\$99,068	Nil
December 31, 2024	\$585,110	\$34,780	\$99,270	Nil

**Notes:**

- (1) These amounts include accruals for fees billed outside the period to which the services related.
- (2) The aggregate fees billed for audit services of the Company's consolidated financial statements, including services normally provided by an auditor for statutory or regulatory filings or engagements and other services only the auditor can reasonably provide (such as the quarterly review of interim consolidated financial statements). The audit fees in 2025 increased from 2024, primarily related to: (a) an increase in base fees, and (b) the extensive work required of the auditor related to the issuance of the Convertible Notes.
- (3) The aggregate fees billed for specified audit procedures, assurance and related services that are reasonably related to the performance of the audit or review of the Company's financial statements and are not disclosed in the audit fees column. Audit-related fees in 2024 and 2025 were billed for certain specified procedures engagements and the audit of certain subsidiary financial statements.
- (4) The aggregate fees billed for tax compliance, tax advice, and tax planning services, such as transfer pricing and tax return preparation.
- (5) The aggregate fees billed for professional services other than those listed in the other three columns.

Since the commencement of the Company's most recently completed financial year, there has not been a recommendation of the Audit Committee to nominate or compensate an auditor which was not adopted by the Company's Board of Directors.

The Audit Committee has adopted specific policies and procedures for the engagement of non-audit services as described in Section D of the Mandate.

#### Other Board Committees

The Board currently has four standing committees in addition to the Audit Committee: (1) Corporate Governance and Nominating Committee, (2) Compensation Committee, (3) Environment, Health, Safety and Sustainability Committee, and (4) Technical Committee. Each standing committee of the Board operates according to its mandate, which is approved by the Board and sets out the committee's duties and responsibilities. A discussion of each committee and its composition can be found in the most recent management information circular prepared in connection with the Company's shareholder meeting ("**Circular**"), and copies of the standing committee mandates are available at [www.denisonmines.com](http://www.denisonmines.com).

### **Corporate Governance**

As a Canadian reporting issuer with its Shares listed on the TSX, Denison has in place a system of corporate governance practices which is responsive to applicable Canadian requirements, including National Policy 58-201 - Corporate Governance Guidelines of the Canadian Securities Administrators (the "Guidelines"). Denison's corporate governance practices meet or exceed the Guidelines and all other applicable Canadian requirements. Reference is made to the Corporate Governance Practices section of the Circular, which contains a description of the Company's system of corporate governance practices with reference to the Guidelines.

Denison is classified as a foreign private issuer under U.S. securities law and its Shares are also listed on the NYSE American. Pursuant to the rules of the NYSE American, a foreign private issuer is permitted to follow home country practice except with respect to certain rules, with which Denison complies.

### **Share Ownership**

The directors and executive officers of Denison, as a group, beneficially own, or control or direct, directly or indirectly, 3,006,882 Shares, or less than one percent of the Shares, as of the date of this AIF. No single director or officer beneficially owns or controls or directs, directly or indirectly, one percent or more of the Shares as of the date of this AIF. The information as to Shares beneficially owned or directed by the directors and officers, not being within the knowledge of the Company, has been furnished by each such individual.

## Three Year History

### 2023...

In February, Mr. Yun Chang Jeong resigned from the Board. Mr. Byeong Min An joined the Board in early March, filling the vacancy created by Mr. Jeong's resignation.

In September, Ms. Elizabeth Sidle was appointed Interim Chief Financial Officer of the Company, in addition to her current role as Vice President Finance, in connection with the leave of absence and subsequent departure from the Company of Mr. McDonald, former Executive Vice President & Chief Financial Officer. Ms. Sidle was appointed Chief Financial Officer in December.

In December, Mr. Geoff Smith joined Denison in the position of Vice President Corporate Development & Commercial, focused on supporting Denison's investor and customer engagement, the evaluation and execution of growth opportunities and financing arrangements, and the development and oversight of the Company's uranium sales and contracting strategies.

### 2024...

In March, Mr. Byeong Min An resigned from the Board. Mr. Jong Ho Hong joined the Board in March, filling the vacancy created by Mr. An's resignation.

In May, in connection with the 2024 AGM, changes were made to the composition of the Company's Board of Directors, with Mr. Ron Hochstein not standing for re-election at the meeting, and Ms. Jennifer Traub, a partner in the Securities Group, and Co-Chair of the Mining Group, at Cassels Brock & Blackwell LLP, was appointed Chair of the Board.

### 2025, to the date of this AIF...

In March 2025, there were a number of Board changes, with the appointment of Mr. Ken Hartwick, former President & CEO of Ontario Power Generation, the retirement of Mr. Brian Edgar, after 20 years of service to the Company, the resignation of Mr. Jong Ho Hong, and the appointment of Mr. Jinsu Baik to fill the vacancy created by Mr. Hong's resignation.

In May 2025, Mr. Wes Carson, Vice President Mining Operations at Wheaton Precious Metals Corp., joined the Board.

In March 2026, Mr. David Bronkhorst was appointed Interim Vice President Operations in connection with the departure of Mr. Kevin Himbeault, former Vice President Operations. Mr. Bronkhorst is a seasoned mining executive with over 35 years of experience in base metals, gold, and uranium mining. Mr. Bronkhorst served as Denison's Vice President Operations from 2019 until his retirement in 2022, since which time he has been serving as management advisor.

## Cease Trade Orders, Bankruptcies, Penalties or Sanctions

No director or officer of the Company:

1. is, as at the date of this AIF, or has, within the previous ten year period, been a director or executive officer of a company (including Denison) that:
  - a. was subject to a cease trade or similar order or an order that denied the relevant company access to any exemption under securities legislation that was in effect for a period of more than 30 consecutive days that was issued (A) while that person was acting in such capacity or (B) after that person ceased to act in such capacity but which resulted from an event that accrued while that person was acting in that capacity; or

- b. became bankrupt, made a proposal under any legislation relating to bankruptcy or insolvency or was subject to or instituted any proceedings, arrangement or compromise with creditors or had a receiver, receiver manager or trustee appointed to hold its assets (A) while that person was acting in such capacity or (B) within a year of that person ceasing to act in such capacity, or
2. has, within the previous ten year period, become bankrupt, made a proposal under any legislation relating to bankruptcy or insolvency, or become subject to or instituted any proceedings, arrangement or compromise with creditors, or had a receiver, receiver manager or trustee appointed to hold such person's assets; or
3. is, or has been, subject to any penalties or sanctions (i) imposed by a court relating to securities legislation or by a securities regulatory authority or has entered into a settlement agreement with a securities regulatory authority, or (ii) imposed by a court or regulatory body that would likely be considered important to a reasonable security holder in making an investment decision.

### **Conflicts of Interest**

Some of Denison's directors and officers are also directors and/or officers of other natural resource companies and, consequently, there exists the possibility for such directors and officers to be in a position of conflict relating to any future transactions or relationships between the Company and such other companies or common third parties. However, the Company is unaware of any such pending or existing conflicts between these parties. Any decision made by any of such directors and officers involving the Company are made in accordance with their duties and obligations to deal fairly and in good faith with the Company and such other companies and their obligations to act in the best interests of Denison's shareholders. In addition, each of the directors of the Company discloses and refrains from voting on any matter in which such director may have a conflict of interest.

None of the present directors or senior officers of the Company, and no associate or affiliate of any of them, has any material interest in any transaction of the Company or in any proposed transaction which has materially affected or will materially affect the Company.

One of Denison's directors, Mr. Baik, is employed by KHNP, the parent corporation of KHNP Canada. The Company and KHNP Canada are parties to the KHNP SRA, which may present a conflict of interest for Mr. Baik. The KHNP SRA provides KHNP Canada with a right of first offer for certain asset sales and the right to be approached to participate in certain potential acquisitions being considered by Denison. While the Company is not aware of a pending or existing conflict of interest with Mr. Baik as of the date hereof, the interests of KEPCO, KHNP and KHNP Canada as shareholders of Denison and their business relationships with Denison may place Mr. Baik in a position of conflict as a director of the Company in the future.

### **Interest of Management and Others in Material Transactions**

Other than as disclosed in this AIF, no director or executive officer of Denison, no person or company that beneficially owns, controls or directs, indirectly or directly, more than 10% of the Shares, and no associate or affiliate of any of them, has or has had, within the three most recently completed financial years or during the current financial year, any material interest, direct or indirect, in any transaction which materially affects or is reasonably expected to materially affect Denison.

## Legal & Regulatory Proceedings

---

### Judicial Review

In July 2025, the EA for Phoenix received Saskatchewan Ministerial approval. In October 2025, Peter Ballantyne Cree Nation (“**PBCN**”) filed a judicial review application asserting that the Government of Saskatchewan breached its duty to consult with PBCN in the SKMOE’s review and approval of the EA. Denison denies the claims made in the application. Denison values Indigenous knowledge and insight, and is continuing to directly engage with PBCN with respect to the Project.

### JCU / UEX

The Company and, in one instance, certain of Denison’s officers are party to formal proceedings with JCU and UEX in connection with the parties’ relationships as shareholders or directors of JCU and/or joint venture participants in the WRJV largely stemming from a dispute over rights of access to certain WRJV confidential information under the terms of the WRJV Agreement. By necessary majority of the WRJV Management Committee, the disclosure to UEX of such confidential WRJV information was deemed not to be in the best interests of the WRJV and was denied, in accordance with the terms of the WRJV Agreement.

In August 2023, UEX filed an Originating Application in the Court of King's Bench for Saskatchewan, seeking injunctive relief and specific performance against Denison in connection with its operation of the WRJV (the delivery to UEX of certain confidential WRJV documentation prior to the approval by the WRJV Management Committee of an Approved Development Program for the Phoenix project). The application was heard by the Court and adjourned indefinitely. Denison disputes UEX’s standing to bring such claim and denies almost all alleged facts and claims.

In December 2023, UEX, as operator of JCU, filed a Statement of Claim for JCU with the Court of King’s Bench for Saskatchewan, seeking a declaration that Denison is in breach of the WRJV Agreement by failing to disclose that same requested confidential information. Denison denied almost all alleged facts and claims and disputed JCU’s standing to bring such claim without authorization of the JCU Board of Directors. The claim was withdrawn by JCU in 2025.

In October 2024, the WRJV Management Committee approved the findings and recommendations of the Phoenix FS, which became an ADP under the WRJV Agreement, providing the WRJV’s approval for development and construction of Phoenix in accordance with the Phoenix FS. At the October 2024 meeting of the WRJV Management Committee, JCU (at the direction of its operator, UEX) abstained from voting on the ADP. It is Denison’s position that such abstention represents non-support for the ADP. In accordance with the terms of the WRJV Agreement, non-support of the ADP by a participant means that such participant is no longer liable for its cost share of WRJV expenditures. The WRJV Agreement further requires that a participant who does not support an ADP must sell or transfer their interest. UEX, as operator of JCU, has notified Denison that it does not agree that JCU’s abstention from the ADP vote should be taken as non-support for the ADP and the sale or transfer of JCU’s participating interest in the WRJV has not yet occurred. The matter has not yet been resolved.

In March 2025, UEX filed a Petition to the Court in the Supreme Court of British Columbia, seeking leave for UEX to bring a derivative action, in the name of and on behalf of JCU against Denison, to advance its claims for the disclosure of certain WRJV confidential information and to challenge the consequences of JCU’s abstention from voting on the ADP. In that same application, UEX has claimed that Denison’s nominees to the JCU Board of Directors, Mr. Cates and Ms. Willett, have acted in a manner that is oppressive to UEX and violates UEX’s reasonable expectations as a shareholder of JCU and an indirect party to the WRJV Agreement. Denison, Mr. Cates, and Ms. Willett disagree with almost all alleged facts and claims.

Denison considers these disputes with UEX and JCU to be vexatious, and has not currently identified them as material to the Company or its properties.

## Material Contracts

---

Reference is made to the material contracts which have been filed by Denison with the Canadian securities regulatory authorities on the SEDAR+ website at [www.sedarplus.ca](http://www.sedarplus.ca).

Below are the particulars of each contract, other than those entered into in the ordinary course of business, that is material to Denison and that was entered into between January 1, 2025 and the date hereof or was entered into before that date but is still in effect:

1. The Reclamation Funding Agreement made as of the 21<sup>st</sup> day of December 1995 among Denison Mines Limited (“**DML**”), Her Majesty the Queen in Right of Canada (the “**Government of Canada**”) and Her Majesty the Queen in Right of the Province of Ontario (the “**Government of Ontario**”) as amended by amending agreements made as of the 11<sup>th</sup> day of April 1997 and the 25<sup>th</sup> day of February 1999 among DML (now DMI), the Government of Canada and the Government of Ontario and further amended by an assignment and novation agreement made as of the 29<sup>th</sup> day of December, 2003 among Denison Energy, DMI, the Government of Canada and the Government of Ontario.

According to the Reclamation Funding Agreement, the Company is required to maintain funds in an Environmental Trust sufficient for the succeeding six years of the estimated reclamation and ongoing care and monitoring expenditures for the Company’s closed Elliot Lake mining facility.

2. The KHNP SRA dated September 19, 2017 between the Company and KHNP Canada.

The KHNP SRA provides for a long-term collaborative business relationship between the parties, replacing the strategic relationship agreement made as of June 15, 2009 among the Company, KEPCO and KEPCO Canada Uranium Investment Limited Partnership. Under the KHNP SRA, KHNP Canada is entitled to the nomination of one Board representative, provided that KHNP Canada’s shareholding percentage stays above 5%.

The KHNP SRA also provides that if Denison intends to sell an interest in certain of its substantial assets, it will first notify KHNP Canada of each such proposed sale and provide KHNP Canada with a 30-day right of first offer to allow KHNP Canada to purchase the interest in the asset that Denison proposes to sell. The KHNP SRA provides that Denison will allow KHNP Canada to participate in potential purchases of certain assets, including a mill facility, a producing mine or a mineral resource for which a production feasibility study has been completed, which Denison plans to pursue with a co-investor. KHNP Canada’s ability to purchase will not be available where Denison and KHNP Canada cannot agree on terms within a reasonable time or where their involvement would adversely affect Denison’s ability to pursue an investment opportunity.

The right of first offer and co-investment rights are subject to pre-existing contractual commitments and do not apply to certain pre-existing transactions. KHNP Canada is also entitled to subscribe for additional Shares, in order to maintain or increase its shareholding percentage in Denison to thresholds which are relevant to its rights under the KHNP SRA, in circumstances where Denison completes a public offering or broadly distributed private placement to raise proceeds of greater than \$10 million.

Denison is entitled to terminate the KHNP SRA if KHNP Canada’s shareholding percentage in Denison drops below 5% and stays below 5% for 60 days following delivery of a notice to that effect by Denison to KHNP Canada or if Denison completes an Extraordinary Transaction, as defined in the KHNP SRA.

3. The Fourth Amended and Restated Credit Facility dated January 30, 2015, and all subsequent amendments including the Fourteenth Amending Agreement dated January 30, 2026 (“**Credit Facility**”).

4. The following agreements executed in connection with the Ecora Transaction:
  - a. The loan agreement between DMI and SPV dated January 31, 2017 with respect to the Ecora Loan;
  - b. The loan agreement between SPV and Ecora dated January 31, 2017 with respect to the SPV Loan;
  - c. The performance guarantee by Denison as guarantor in favour of the SPV as beneficiary and Ecora as permitted assignee, pursuant to which Denison has agreed to guarantee the performance of DMI's obligations to SPV under the SPV Loan, which guarantee has been assigned by SPV in favour of Ecora;
  - d. The streaming agreement between DMI and Centaurus dated January 31, 2017 with respect to the Stream Arrangement; and
  - e. The performance guarantee by Denison as guarantor in favour of Centaurus as beneficiary, pursuant to which Denison has agreed to guarantee the performance of DMI's obligations to Centaurus under the Stream Arrangement.
5. The Indenture dated August 15, 2025 between Denison and U.S. Bank Trust Company, National Association, as Trustee with respect to the Convertible Notes. The Indenture provides the terms and conditions for the management of the Convertible Notes, including authentication, issuance, transfer, exchange, and conversion thereof as well as the payment of interest thereon.

## Names and Interests of Experts

---

The Company's Independent Registered Public Accounting Firm is KPMG LLP, Chartered Professional Accountants, who have issued an independent auditor's report dated March 10, 2026 in respect of Denison's consolidated financial statements as at December 31, 2025 and 2024, and for each of the years then ended, and an independent auditor's report dated March 10, 2026 on the effectiveness of the Company's internal control over financial reporting as at December 31, 2025. KPMG have confirmed that they are independent with respect to the Company within the meaning of the relevant rules and related interpretations prescribed by the relevant professional bodies in Canada and any applicable legislation or regulations, and also that they are independent accountants with respect to the Company under all relevant US professional and regulatory standards.

Chad Sorba, P.Geo., Denison's Vice President Technical Services and Project Evaluation, who is a "Qualified Person" within the meaning of this term in NI 43-101, has reviewed and approved the disclosure of a scientific or technical nature pertaining to the Company's mineral projects, including the update to the Phoenix capital cost estimate, and verified the data disclosed therein. To the knowledge of Denison, Chad Sorba is the registered or beneficial owner, directly or indirectly, of less than one percent of the outstanding Shares.

Wood was retained as the lead consulting firm for the preparation of the Wheeler Report dated June 23, 2023. Wood and its team were independent in accordance with the requirements of NI 43-101. To the knowledge of Denison as of the date hereof, Wood, and its partners, employees and consultants who participated in the preparation of the aforementioned report, or who were in a position to influence the outcome of such report, are the registered or beneficial owner, directly or indirectly, of less than one percent of the outstanding Shares.

## Additional Information

---

Additional information regarding the Company is available on the SEDAR+ website at [www.sedarplus.ca](http://www.sedarplus.ca). Further information concerning the Company, including directors' and officers' remuneration and indebtedness, principal holders of the Company's securities, options to purchase securities and interests of insiders in material transactions, where applicable, is contained in the Circular for the Company's most recent meeting of shareholders. Additional financial information is provided in the Company's audited consolidated financial statements and MD&A for the financial year ended December 31, 2025.

A copy of this AIF, as well as the Circular and such other information and documentation that the Company makes available via SEDAR+, can be found at [www.sedarplus.ca](http://www.sedarplus.ca). In addition, certain of this information is distributed to shareholders in connection with Denison's Annual General Meeting of Shareholders. The Company will provide any of the foregoing documents subject to its rights to require people who are not security holders of the Company to pay a reasonable charge. Copies of these documents may be obtained by writing to:

Denison Mines Corp.  
1100 – 40 University Avenue  
Toronto, Ontario, M5J 1T1

Telephone: (416) 979-1991  
Facsimile: (416) 979-5893  
Email: [info@denisonmines.com](mailto:info@denisonmines.com)



### **Audit Committee Mandate and Charter**

#### **A. Composition of the Committee**

- (1) The Board shall appoint annually from among its members at the first meeting of the Board following the annual meeting of the shareholders a committee to be known as the Audit Committee (the "Committee") to be composed of three (3) directors or such other number not less than three (3) as the Board may from time to time determine.
- (2) Any member of the Committee may be removed or replaced at any time by the Board. Any member of the Committee ceasing to be a director or ceasing to qualify under A(3) below shall cease to be a member of the Committee. Subject to the foregoing, each member of the Committee shall hold office as such until the next annual appointment of members to the Committee after his or her election. Any vacancy occurring in the Committee shall be filled at the next meeting of the Board.
- (3) Each member of the Committee shall:
  - (a) be a member of the Board;
  - (b) not be an officer or employee of the Company or any of its affiliates;
  - (c) be an unrelated director as defined in the Toronto Stock Exchange (the "TSX") Corporate Governance Guidelines ("TSX Guidelines") as the same may be amended from time to time;
  - (d) satisfy the independence requirements applicable to members of audit committees under each of Multilateral Instrument 52-110 – Audit Committees of the Canadian Securities Administrators ("M1 52-110"), Rule 10A-3(b)(1)(ii) of the United States Securities and Exchange Commission, and any other applicable laws and regulations, as the same may be amended from time to time (with the TSX Guidelines, "Applicable Laws"); and
  - (e) satisfy the financial literacy requirements prescribed by Applicable Laws.
- (4) A majority of the Committee shall constitute a quorum.
- (5) The Committee shall elect annually a chairperson from among its members.

#### **B. Purpose**

- (1) The Committee's purpose is to assist the Board in its supervision of the management of the business and affairs of the Company through oversight of:
  - (a) the integrity of the Company's financial statements, Management's Discussion and Analysis ("MD&A") and other financial reporting;
  - (b) the integrity of the Company's internal control and management information systems;
  - (c) the Company's compliance with all applicable laws, rules, regulations, policies and other requirements of governments, regulatory agencies and stock exchanges relating to accounting matters and financial disclosure;
  - (d) the Company's practices with respect to the identification and management of financial reporting, financial compliance and related risks;
  - (e) the auditor's qualifications and activities;
  - (f) communication among the auditor, management and the Board; and
  - (g) such other matters as are determined by the Board from time to time.

### **C. Committee Resources**

- (1) The Committee shall have direct channels of communication with the Company's auditor to discuss and review specific issues as appropriate.
- (2) The Committee, or any member of the Committee with the approval of the Committee, may retain at the expense of the Company such independent legal, accounting (other than the auditor) or other advisors on such terms as the Committee may consider appropriate and shall not be required to obtain the approval of the Board in order to retain or compensate any such advisors.
- (3) The Committee shall have unrestricted access to Company personnel and documents and shall be provided with all necessary funding and other resources to carry out its responsibilities.

### **D. Committee Responsibilities**

- (1) The responsibilities of the Committee shall be to:
  - (a) with respect to financial accounting matters:
    - (i) review with management and the external auditors the annual consolidated financial statements, MD&A and, if applicable, any press release announcing annual financial results of operations, before making recommendations to the Board relating to approval of such documents;
    - (ii) review with management and the external auditors interim financial statements, MD&A and, if applicable, any press release announcing interim financial results of operations before making recommendations to the Board relating to approval of such documents;
    - (iii) review and discuss with management and the external auditors all public disclosure documents containing audited or unaudited financial information including: any Prospectus; the Annual Report; interim unaudited reports; and any material change report pertaining to the Company's financial matters. The Committee will review the consistency of the foregoing documents with facts, estimates or judgments contained in the audited or unaudited financial statements;
    - (iv) satisfy itself that adequate procedures are in place for the review of the Company's disclosure of financial information extracted or derived from the Company's financial statements, other than the Company's financial statements, MD&A and, if applicable, any earnings press releases, and shall periodically assess the adequacy of those procedures;
    - (v) prior to the completion of the annual audit, and at any other time deemed advisable by the Committee, review and discuss with management and the auditor the quality of the Company's accounting policies and financial statement presentation, including, without limitation, the following:
      1. all critical accounting policies and practices to be used, including, without limitation, the reasons why certain estimates or policies are or are not considered critical and how current and anticipated future events may impact those determinations as well as an assessment of any proposed modifications by the auditors that were not made;
      2. all alternative accounting treatments for policies and practices that have been discussed by management and the auditors; and
      3. other material written communications between the auditor and management, including, without limitation, any management letter, schedule of unadjusted differences, the management representation letter, report on internal controls, as well as the engagement letter and the independence letter;
    - (vi) review annually the accounting principles and practices followed by the Company and any changes in the same as they occur;
    - (vii) review new accounting principles of the Chartered Professional Accountants of Canada and the International Accounting Standards Board which would have a

- significant impact on the Company's financial reporting as reported to the Committee by management;
- (viii) review the status of material contingent liabilities as reported to the Committee by management;
  - (ix) review potentially significant tax problems as reported to the Committee by management; and
  - (x) review any errors or omissions in the current or prior year's financial statements which appear material as reported to the Committee by management;
- (b) with respect to the external auditors:
- (i) be directly responsible for recommending the appointment of the auditor, the auditor's compensation, retention and termination and for oversight of the work of the auditor (including, without limitation, resolution of disagreements between management and the auditor regarding financial reporting) for the purpose of preparing or issuing an audit report or performing other audit, review or services for the Company;
  - (ii) approve, prior to the auditor's audit, the auditor's audit plan (including, without limitation, staffing), the scope of the auditor's review and all related fees;
  - (iii) satisfy itself as to the independence of the auditor. The Committee shall pre-approve any non-audit services (including, without limitation, fees therefor) provided to the Company or its subsidiaries by the auditor or any auditor of any such subsidiary and shall consider whether these services are compatible with the auditor's independence, including, without limitation, the nature and scope of the specific non-audit services to be performed and whether the audit process would require the auditor to review any advice rendered by the auditor in connection with the provision of non-audit services. The Committee shall not allow the auditor to render any non-audit services to the Company or its subsidiaries that are prohibited by Applicable Law; and
  - (iv) review and approve the Company's policies concerning the hiring of employees and former employees of the Company's auditor or former auditor.
- (c) with respect to internal controls:
- (i) oversee management's design, testing and implementation of the Company's internal controls and management information systems and review the adequacy and effectiveness thereof.
- (d) with respect to internal audit:
- (i) oversee the Company's internal audit function to ensure its effectiveness in providing independent, objective assurance and other services.
- (e) with respect to concerns and complaints:
- (i) establish procedures for:
    1. the receipt, retention and treatment of complaints received by the Company regarding accounting, internal accounting controls or auditing matters; and
    2. the confidential, anonymous submission by employees of the Company of concern regarding questionable accounting or auditing matters.
- (f) with respect to ethics:
- (i) be responsible for oversight and enforcement of the Code of Ethics for the Chief Executive Officer, Senior Financial Officers and Other Officers of the Company, subject to the supervision of the Board.
- (g) with respect to general audit matters:
- (i) inquire of management and the external auditors as to any activities that may or may not appear to be illegal or unethical;

- (ii) review with management, the internal auditor and the external auditors any frauds reported to the Audit Committee;
  - (iii) review with the external auditors the adequacy of staffing for accounting and financial responsibilities; and
  - (iv) report and make recommendations to the Board as the Committee considers appropriate.
- (h) with respect to general risk matters:
- (i) review and monitor all related party transactions which may be entered into by the Company;
  - (ii) approve, or disapprove, material contracts where the Board determines it has a conflict;
  - (iii) review, at least annually, the management of the Company's privacy and cyber security risk exposure and the policies, procedures and mitigation plans in place to protect the security and integrity of the Company's information systems and data
  - (iv) receive reports from the Disclosure Committee pursuant to the Company's Disclosure Policy, and review and recommend to the Board of Directors the members of the Disclosure Committee from time to time and where a vacancy occurs at any time in the membership of the Disclosure Committee; and
  - (v) review with management, at least annually, the Company's policies and practices respecting insurance.
- (2) In addition, the Board may refer to the Committee such matters and questions relating to the Company as the Board may from time to time see fit.
- (3) Any member of the Committee may require the auditors to attend any or every meeting of the Committee.

#### **E. Meetings**

- (1) The times of and the places where meetings of the Audit Committee shall be held and the calling of and procedure at such meetings shall be determined from time to time by the Committee, provided however that the Committee shall meet at least quarterly, and the Committee shall maintain minutes or other records of its meetings and activities. Notice of every such meeting to be given in writing not less than five (5) days prior to the date fixed for the meeting, and shall be given to the auditors of the Company, that the auditors shall be entitled to attend and be heard thereat. Meetings shall be convened whenever requested by the auditors, the internal auditor, or any member of the Audit Committee in accordance with the Ontario Business Corporations Act.
- (2) As part of each meeting of the Committee at which it recommends that the Board approve the financial statements of the Company, and at such other times as the Committee deems appropriate, the Committee shall meet separately with the auditor to discuss and review specific issues as appropriate.

#### **F. Evaluation of Charter and Mandate**

- (1) On at least an annual basis, the Committee shall review and assess the adequacy of this Charter and Mandate and recommend any proposed changes to the Board of Directors.
- (2) All prior resolutions of the Board relating to the constitution and responsibilities of the Audit Committee are hereby repealed.

## Schedule B

---

### Glossary of Technical Terms

Note: The terms related to Mineral resources and mineral reserves presented herein are as defined in “CIM DEFINITION STANDARDS on Mineral Resources and Mineral Reserves” prepared by the CIM Standing Committee on Reserve Definitions, adapted by CIM Council, May 10, 2014.

#### **eU<sub>3</sub>O<sub>8</sub> or eU**

This term refers to equivalent U<sub>3</sub>O<sub>8</sub> grade derived from the downhole logging of drill holes using a calibrated total gamma probe.

#### **Feasibility Study**

A Feasibility Study is a comprehensive technical and economic study of the selected development option for a mineral project that includes appropriately detailed assessments of applicable Modifying Factors together with any other relevant operational factors and detailed financial analysis that are necessary to demonstrate, at the time of reporting, that extraction is reasonably justified (economically mineable). The results of the study may reasonably serve as the basis for a final decision by a proponent or financial institution to proceed with, or finance, the development of the project. The confidence level of the study will be higher than that of a Pre-Feasibility Study.

#### **Historical Estimate**

A historical estimate means an estimate of the quantity, grade or metal or mineral content of a deposit that an issuer has not verified as a current mineral resource or mineral reserve, and which was prepared before the issuer acquiring, or entering into an agreement to acquire, an interest in the property that contains the deposit.

#### **Indicated Mineral Resource**

An indicated mineral resource is that part of a mineral resource for which quantity, grade or quality, densities, shape and physical characteristics, can be estimated with a level of confidence sufficient to allow the appropriate application of technical and economic parameters, to support mine planning and evaluation of the economic viability of the deposit. The estimate is based on detailed and reliable exploration and testing information gathered through appropriate techniques from locations such as outcrops, trenches, pits, workings and drill holes that are spaced closely enough for geological and grade continuity to be reasonably assumed.

#### **Inferred Mineral Resource**

An inferred mineral resource is that part of a mineral resource for which quantity and grade or quality can be estimated on the basis of geological evidence and limited sampling and reasonably assumed, but not verified, geological and grade continuity. The estimate is based on limited information and sampling gathered through appropriate techniques from locations such as outcrops, trenches, pits, workings and drill holes.

#### **Measured Mineral Resource**

A measured mineral resource is that part of a mineral resource for which quantity, grade or quality, densities, shape, and physical characteristics are so well established that they can be estimated with confidence sufficient to allow the appropriate application of technical and economic parameters, to support production planning and evaluation of the economic viability of the deposit. The estimate is based on detailed and reliable exploration, sampling and testing information gathered through appropriate techniques from locations such as outcrops, trenches, pits, workings and drill holes that are spaced closely enough to confirm both geological and grade continuity.

### **Mineral Reserve**

A mineral reserve is the economically mineable part of a measured or indicated mineral resource demonstrated by at least a Preliminary Feasibility Study. This Study must include adequate information on mining, processing, metallurgical, economic and other relevant factors that demonstrate, at the time of reporting, that economic extraction can be justified. A mineral reserve includes diluting materials and allowances for losses that may occur when the material is mined.

### **Mineral Resource**

A mineral resource is a concentration or occurrence of diamonds, natural solid inorganic material, or natural solid fossilized organic material including base and precious metals, coal, and industrial materials in or on the Earth's crust in such form and quantity and of such a grade or quality that it has reasonable prospects for economic extraction. The location, quantity, grade, geological characteristics and continuity of a mineral resource are known, estimated or interpreted from specific geological evidence and knowledge.

### **Modifying Factors**

Modifying Factors are considerations used to convert Mineral Resources to Mineral Reserves. These include, but are not restricted to, mining, processing, metallurgical, infrastructure, economic, marketing, legal, environmental, social and governmental factors.

### **Preliminary Feasibility Study or Pre-Feasibility Study**

A Pre-Feasibility Study is a comprehensive study of a range of options for the technical and economic viability of a mineral project that has advanced to a stage where a preferred mining method, in the case of underground mining, or the pit configuration, in the case of an open pit, is established and an effective method of mineral processing is determined. It includes a financial analysis based on reasonable assumptions on the Modifying Factors and the evaluation of any other relevant factors which are sufficient for a Qualified Person, acting reasonably, to determine if all or part of the Mineral Resource may be converted to a Mineral Reserve at the time of reporting. A Pre-Feasibility Study is at a lower confidence level than a Feasibility Study.

### **Probable Mineral Reserve**

A 'probable mineral reserve' is the economically mineable part of an indicated, and in some circumstances, a measured mineral resource demonstrated by at least a Preliminary Feasibility Study. This Study must include adequate information on mining, processing, metallurgical, economic, and other relevant factors that demonstrate, at the time of reporting, that economic extraction can be justified.

### **Proven Mineral Reserve**

A 'proven mineral reserve' is the economically mineable part of a measured mineral resource demonstrated by at least a Preliminary Feasibility Study. This Study must include adequate information on mining, processing, metallurgical, economic, and other relevant factors that demonstrate, at the time of reporting, that economic extraction is justified.

### **Qualified Person**

A 'Qualified Person' means an individual who is an engineer or geoscientist with at least five years of experience in mineral exploration, mine development or operation or mineral project assessment, or any combination of these; has experience relevant to the subject matter of the mineral project and the technical report and is a member or licensee in good standing of a professional association of geoscientists and/or engineers meeting the criteria set out in NI 43-101.