

Corporate Update

April 2026

Powering
**PEOPLE, PARTNERSHIPS
AND PASSION.**



70 Denison Mines
Uranium Development & Exploration

The Athabasca Basin, Northern Saskatchewan

Minjng Journal
INTELLIGENCE
Project Pipeline Handbook 2025
**#1 Non-Precious Mining
Development Project
in the World**

DML
LISTED
TSX

DNN
LISTED
NYSE
AMERICAN

Cautionary Statements & References



This presentation and the information contained herein is designed to help you understand management's current views, and may not be appropriate for other purposes. This presentation contains third-party information, such as the uranium market, other issuers, provincial and federal infrastructure and regulations, etc., derived from third-party publications and reports which Denison believes are reliable but have not been independently verified by the Company.

Certain information contained in this presentation constitutes "forward-looking information", within the meaning of the United States Private Securities Litigation Reform Act of 1995 and similar Canadian legislation concerning the business, operations and financial performance and condition of Denison. Generally, these forward-looking statements can be identified by the use of forward-looking terminology such as "plans", "expects", "budget", "scheduled", "estimates", "forecasts", "intends", "anticipates", or "believes", or the negatives and / or variations of such words and phrases, or state that certain actions, events or results "may", "could", "would", "might" or "will be taken", "occur", "be achieved" or "has the potential to". In particular, this presentation contains forward-looking information pertaining to Denison's current expectations, intentions and objectives with respect to Wheeler River and Phoenix, including the Company's outlook generally with respect to ISR mine development and operations on the Wheeler River property; the status of a final investment decision; timing, readiness and mobilization for site clearing and construction, the construction management contract, and construction planning; current outlook for the achievement of first production; the results of, and estimates, assumptions and projections provided in, the 2023 Phoenix Feasibility Study ("Phoenix FS"), the 2023 Gryphon PFS Update ("Gryphon PFS Update") and the Waterbury PEA, including future development methods and plans, market prices, costs and capital expenditures (including the updated initial capital cost estimate for Phoenix); de-risking and project assessment activities, plans and objectives; assumptions regarding the terms and scope of necessary regulatory approvals to commence construction at Wheeler River; Denison's expectations with respect to the Convertible Senior Notes Offering, the anticipated use of proceeds, and the capped call transactions; Denison's percentage interest in its projects and assumed continuity of its agreements with its joint venture partners and other third parties; production and SABRE development outlook for McClean Lake; and estimates of uranium industry factors, including physical uranium supply and demand. Statements relating to "mineral resources" are deemed to be forward-looking information, as they involve the implied assessment, based on certain estimates and assumptions that the mineral resources described can be profitably produced in the future.

Forward looking statements are based on the opinions and estimates of management as of the date such statements are made, and they are subject to known and unknown risks, uncertainties and other factors that may cause the actual results, level of activity, performance or achievements of Denison to be materially different from those expressed or implied by such forward-looking statements. Denison faces certain risks, including the proposed use of mining methods which are novel and untested in the Athabasca basin, the requirement to obtain permits and approvals to conduct work on its projects as currently planned, the risk of judicial review of governmental approvals and withdrawal of the Company's permits, the inability to secure sufficient financing to pursue its business objectives, the unpredictability of market prices, events that could materially increase costs, changes in the regulatory environment governing the project lands, and unanticipated claims against title and rights to the project. Denison believes that the expectations reflected in this forward-looking information are reasonable but there can be no assurance that such statements will prove to be accurate and may differ materially from those anticipated in this forward looking information. For a discussion in respect of risks and other factors that could influence forward-looking events, please refer to the "Risk Factors" in the Company's Annual Information Form dated March 30, 2026 ("AIF") available on SEDAR+ at www.sedarplus.ca and on EDGAR at www.sec.gov. These factors are not, and should not be construed as being, exhaustive.

Readers should not place undue reliance on forward-looking statements. The forward-looking information contained in this presentation is expressly qualified by this cautionary statement. Any forward-looking information and the assumptions made with respect thereto speaks only to the effective date of this presentation. Denison does not undertake any obligation to publicly update or revise any forward-looking information after such date to conform such information to actual results or to changes in its expectations except as otherwise required by applicable legislation.

Cautionary Note to United States Investors Concerning Estimates of Mineral Resources and Mineral Reserves: This presentation may use terms such as "measured", "indicated" and/or "inferred" mineral resources and "proven" or "probable" mineral reserves, which are terms defined with reference to the guidelines set out in the Canadian Institute of Mining, Metallurgy and Petroleum Definition Standards on Mineral Resources and Mineral Reserves ("CIM Standards"). The Company's descriptions of its projects may not be comparable to similar information made public by U.S. companies subject to the reporting and disclosure requirements under the United States federal securities laws and the rules and regulations thereunder.

Non-IFRS Financial Measures: This presentation includes certain financial measures and ratios that are not defined under IFRS, including but not limited to: working capital. The Company has calculated these measures consistently for all periods presented. The Company believes that, in addition to financial measures and ratios prepared in accordance with IFRS, certain investors use these non-IFRS financial measures and ratios to evaluate the Company's performance. However, the measures do not have a standardized meaning under IFRS and may not be comparable to similar financial measures disclosed by other companies. Accordingly, non-IFRS financial measures should not be considered in isolation or as a substitute for measures and ratios of the Company's performance prepared in accordance with IFRS.

Qualified Persons

The disclosure of a scientific or technical nature within this presentation was reviewed and approved by Chad Sorba, P.Geol, Vice President Technical Services & Project Evaluation, a Qualified Person in accordance with the requirements of NI 43-101.

Technical References

- For further details regarding the **Wheeler River project**, please refer to the Company's press release dated June 26, 2023 announcing the results of the Phoenix FS and Gryphon PFS Update and the technical report titled "*NI 43-101 Technical Report on the Wheeler River Project, Athabasca Basin, Saskatchewan, Canada*" with an effective date of June 23, 2023 ("Wheeler River Technical Report"). In addition, please refer the Company's AIF for an updated capital cost estimate for the **Phoenix ISR project**.
- For further details regarding the **Waterbury Lake project**, please refer to the Company's press release dated November 17, 2020 ("Waterbury PEA"). **The PEA is a preliminary analysis of the potential viability of the Project's mineral resources, and should not be considered the same as a Pre-Feasibility or Feasibility Study, as various factors are preliminary in nature.** The PEA includes inferred mineral resources that are considered too speculative geologically to have the economic considerations applied to them that would enable them to be categorized as mineral reserves, and there is no certainty that the preliminary economic assessment will be realized. **Mineral resources are not mineral reserves and do not have demonstrated economic viability. Scheduled tonnes and grade do not represent an estimate of mineral reserves.**
- For further details regarding the **Midwest project**, please refer to the Company's press release dated August 6, 2025. **The PEA is a preliminary analysis of the potential viability of the Project's mineral resources, and should not be considered the same as a Pre-Feasibility or Feasibility Study, as various factors are preliminary in nature.** The PEA includes inferred mineral resources that are considered too speculative geologically to have the economic considerations applied to them that would enable them to be categorized as mineral reserves, and there is no certainty that the preliminary economic assessment will be realized. **Mineral resources are not mineral reserves and do not have demonstrated economic viability. Scheduled tonnes and grade do not represent an estimate of mineral reserves.**

For a description of the data verification, assay procedures and the quality assurance program and quality control measures applied by Denison, please see Denison's Annual Information Form dated March 30, 2026 ("AIF"). A copy of the foregoing is available on Denison's website and under its profile on SEDAR+ and on EDGAR.

Key Investment Highlights⁽¹⁾:

Building the next source of sizeable Western uranium supply



Portfolio of four low-cost uranium development projects

- Phoenix, Gryphon, Midwest and THT/Waterbury all projected within UxC's "First Tier" of global assets⁽²⁾

#1

Phoenix combines lowest-cost mining method with Athabasca Basin high-grades

- Ranked #1 non-precious mining development project globally in 2025 by Mining Journal Intelligence
- Site preparation & initial construction commenced in March 2026 at flagship Phoenix In-Situ Recovery ('ISR') mine⁽³⁾
- Final Investment Decision made shortly after regulatory approvals received to commence construction^(3,4)
- Technical de-risking completed; C\$60M committed on long-lead procurement^(5,6)
- First production targeted by mid 2028⁽⁶⁾



Ownership interest in strategic regional asset with McClean Lake mill and producing mine

- Excess licensed milling capacity, with approval for expanded tailings management facility
- Produced 649k lbs U₃O₈ in 2025 (100% basis) at the McClean North deposit following restart in June^(7,9)
- Top 5 largest uranium producer in North America in 2025^(7,9,10)



High-potential exploration portfolio and interests in key mines / projects operated by "majors"

- Large Athabasca Basin exploration portfolio, including Moon Lake South and Johnston Lake properties
- Minority interests in Cameco-JCU's Millennium project and Orano-JCU's Kiggavik project



Strong balance sheet with ~C\$700M in cash, physical uranium and investments⁽⁷⁾

- Denison's financial and liquid assets on hand, relative to initial capex⁽⁶⁾ for the flagship Phoenix development project puts the company in a strong position



Focused on the infrastructure-rich Eastern Athabasca Basin in Saskatchewan, Canada



Nuclear energy commitments: 30+ nations pledge to triple nuclear energy capacity by 2050⁽⁸⁾

Multi-asset leverage to uranium market from advanced + diversified Athabasca Basin asset base

95%⁽¹⁾

**effective interest in
Flagship
Wheeler River project**

Consisting of two projects:
Construction-stage **Phoenix**,
Development-stage **Gryphon**

Phoenix site-preparation & initial
construction commenced in
March 2026⁽²⁾

First production targeted by
mid 2028^(2,3)

Largest Mineral Reserves of
undeveloped uranium projects
in the infrastructure rich eastern
Athabasca Basin

22.5%

**interest in
Strategic McClean
Lake Uranium
mill & mines**

~11% of global uranium
production processed
through mill⁽⁴⁾

Produced 649klbs U₃O₈ in
2025 at the McClean North
deposit following restart in
June^(5,6)

Excess licensed milling
capacity

25.17%

**interest in
High-grade Midwest
project close to
McClean mill**

2025 Preliminary
Economic Assessment
(‘PEA’) for ISR mining at
Midwest Main deposit⁽⁷⁾

High-grades and close
proximity to the McClean
Lake mill support robust
PEA economics

Also being evaluated for
potential development
with SABRE mining
method

70.55%

**interest in
Well-situated
Waterbury Lake project**

PEA stage development
project for ISR mining
proximal to McClean mill⁽⁸⁾

Tthe Heldeth Túé (‘THT’)
deposit highlights potential
for future development
project pipeline⁽⁹⁾

Successful completion of
2023 ISR field test⁽¹⁰⁾

50% ownership of JCU⁽¹⁰⁾, adding portfolio of interests including sizeable share of development-stage assets operated by “majors”

JCU holds various Athabasca Basin exploration project interests, plus 30.099% in Millennium (Cameco) and 33.8118% in Kiggavik (Orano)

~457,000

hectares of
exploration ground⁽¹¹⁾

NOTES:

(1) Denison’s effective interest in Wheeler River includes 90% held directly and 5% held indirectly through its 50% ownership of JCU (Canada) Exploration Company, Limited.

(2) See news release dated Feb. 24, 2026 and Denison’s 2026 AIF for details.

(3) Phoenix Project - See news release dated Feb. 19, 2026

(4)) Per UxC’s Q1’ 2026 Uranium Market Outlook and Cameco’s management’s discussion and analysis dated Feb. 13, 2026.

(5) See news release dated Jul. 17, 2025. For additional details see financial statements and MD&A for the period ended Dec. 31, 2025

(6) MLJV Production in 2025 on a 100% basis; Denison’s share 146klbs U₃O₈

(7) See news release dated Aug. 6, 2025.

(8) Refer to the Waterbury Lake Technical Report titled “Preliminary Economic Assessment for the Tthe Heldeth Túé (J Zone) Deposit, Waterbury Lake Property, Northern Saskatchewan, Canada” dated Oct. 30, 2020.

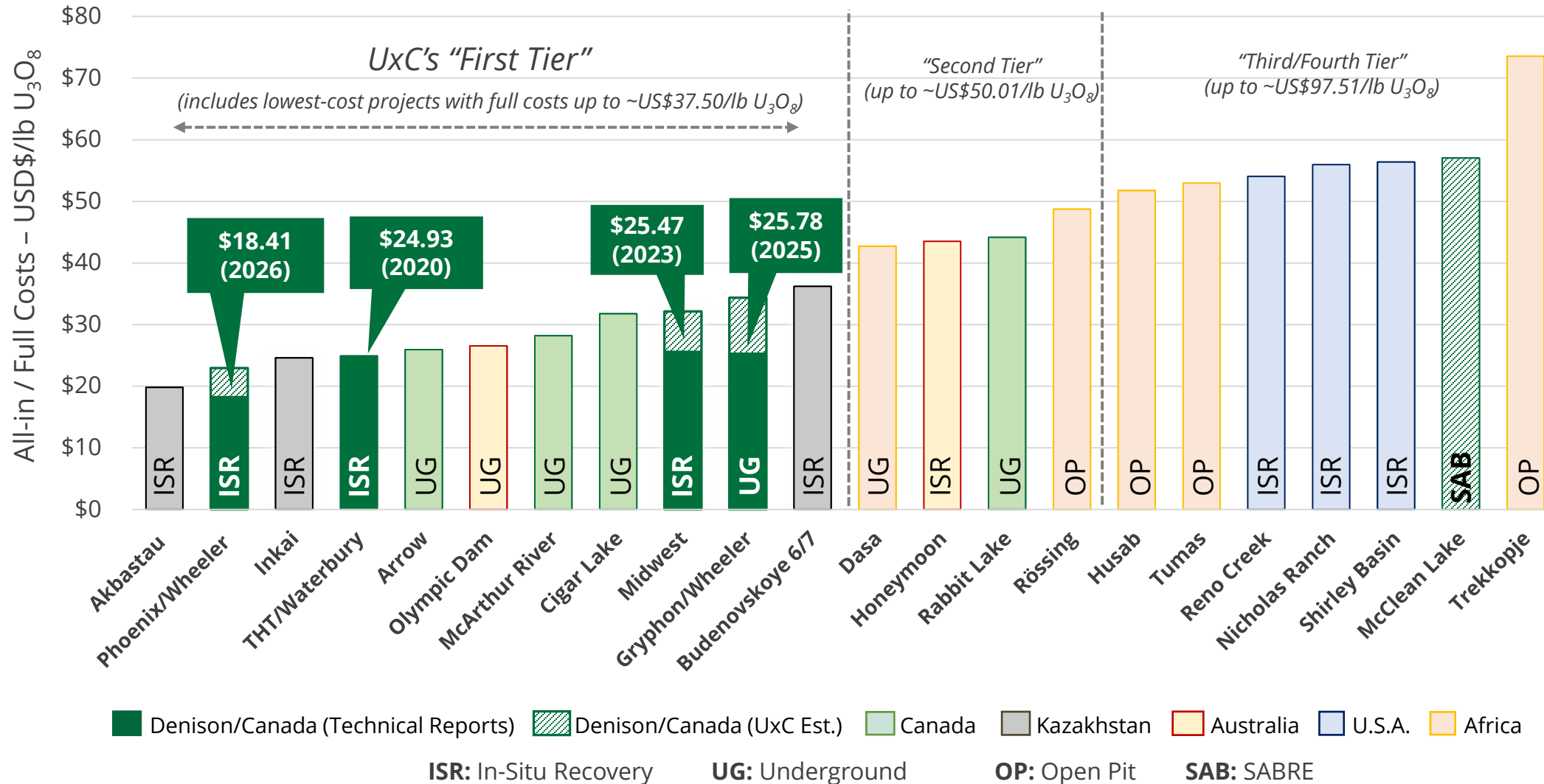
(9) See news release dated Nov. 6, 2023.

(10) See news release dated Aug. 3, 2021.

(11) Denison direct land position shown as of Dec. 31, 2025; excludes the land positions held by JCU.

Denison's Diversified Asset Portfolio: Multiple assets amongst the lowest all-in cost assets of UxC's First Tier

Sample of Global Production Costs – August 2025⁽¹⁾⁽²⁾⁽³⁾⁽⁴⁾⁽⁵⁾
Planned and Producing Operations (with Mining Method)



NOTES:

(1) Chart data, including "full costs" and UxC's categorization of production cost "tiers", have been derived from UxC's estimates of worldwide production costs from the Uranium Production Cost Study dated Aug. 2025.

(2) For Phoenix and Gryphon, see the Wheeler River Technical Report titled "NI 43-101 Technical Report on the Wheeler River Project, Athabasca Basin, Saskatchewan, Canada" dated Jun. 23, 2023 and Denison's news release on Jun. 26, 2023. Phoenix all-in costs reflects updated initial capital, refer to Denison's AIF dated Mar. 30, 2026.

(3) For THT/Waterbury, refer to the Waterbury Lake Technical Report titled "Preliminary Economic Assessment for the Tthe Heldeth Tùé (THT) (J Zone) Deposit, Waterbury Lake Property, Northern Saskatchewan, Canada" dated Oct. 30, 2020 and Denison's news release on Nov. 17, 2020.

(4) For Midwest, refer to Denison's news release dated Aug. 6, 2025.

Robust Balance Sheet with ~CAD\$700M⁽¹⁾⁽²⁾ in cash, physical uranium and investments

1.85M lbs U₃O₈

in holdings of physical uranium⁽²⁾

Total value ~**CAD\$205M** (USD\$81.55/lb U₃O₈)^(1,2)

1.7Mlbs U₃O₈ acquired at average cost of
USD\$29.73/lb U₃O₈⁽¹⁾

146klbs U₃O₈ produced from McClean North at an
average operating cost of USD\$26/lb U₃O₈⁽¹⁾

Long-term holding expected to support project
financing for flagship Wheeler River Project⁽³⁾

All material received and held in licenced North
American storage facilities (Cameco + ConverDyn)

CAD\$466M

in

cash and cash equivalents⁽¹⁾

CAD\$30M

investments in
uranium
equities and
convertibles held
by Denison⁽⁴⁾

USD\$345M

issuance of
2031
convertible notes
**Capped call increases
effective conversion
premium to 100%** of
share price on the pricing
date of the offering^(5,6)

Balance sheet position, relative to initial project capex for flagship construction asset (Phoenix), is strong among uranium development-stage peers

NOTES:

(1) As of Dec. 31, 2025. For additional details see financial statements and MD&A for the period ended Dec. 31, 2025.

(2) Includes 1.7Mlbs of purchased physical U₃O₈ and 146klbs of finished goods from Denison's share of McClean North production. Current finished goods inventory from McClean North production valued using the prevailing market price as of Dec. 31, 2025, which is the same basis as the purchased physical U₃O₈. The balance sheet carries finished goods inventory from McClean North production at cost.

(3) See Denison's news releases dated Mar. 15, 2021, Mar. 22, 2021, and Apr. 1, 2021.

(4) As of Dec. 31, 2025, for additional details see financial statements and MD&A for the period ended Dec. 31, 2025; includes investments in uranium equities and convertible debentures held by Denison.

(5) Gross proceeds of convertible note offering. For more details please see Denison's press release dated Aug. 15, 2025.

(6) The Company has no other debt drawn as of Dec. 31, 2025; however, the Company has a letters of credit facility in place that is used to secure reclamation letters of credit, as more fully described in the financial statements and MD&A for the period ended Dec. 31, 2025.

95% owned flagship Wheeler River project⁽¹⁾⁽²⁾

Potential to deliver meaningful production when the market needs it

Two

premier and viable development assets

Phoenix – In-Situ Recovery (“ISR”) operation with on-site processing to finished U_3O_8

Gryphon – contributes additional production via conventional underground mining with assumed toll milling at 22.5% Denison owned McClean Lake mill

106.4M lbs U_3O_8
(combined, 100% basis)⁽¹⁾
Proven & Probable Reserves

Phoenix: Site prep. underway⁽⁴⁾

- ✓ Final Investment Decision (‘FID’) made, and site preparation commenced in March 2026⁽⁴⁾
- ✓ Expected **~2-year construction period** for Phoenix prior to first production⁽⁴⁾
- ✓ **Mid-2028 targeted for first production**⁽⁴⁾
- ✓ Final regulatory approvals to commence construction received in February 2026^(5,6)
- ✓ **Total engineering ~87% complete** and 92% of primary engineering deliverables have been issued for construction⁽⁷⁾
- ✓ Rigorous multi-year technical de-risking
- ✓ 2022 Feasibility Field Test successfully recovered uranium bearing solution⁽⁸⁾

Gryphon: capex expected to be funded by future Phoenix cash flows

Benefits from existing or planned Phoenix infrastructure

CAD\$600M Capex

Estimated (100% basis) Post-FID (Phoenix)⁽⁹⁾

Pre-FID Capex
~C\$100M

Estimated (100% basis)⁽⁹⁾

Total Capex
~CAD\$700M

Estimated (100% basis)⁽⁹⁾

~16.5 years

Aggregate operating Mine life⁽³⁾

NOTES:

(1) Refer to the Wheeler River Technical Report titled “NI 43-101 Technical Report on the Wheeler River Project, Athabasca Basin, Saskatchewan, Canada” dated Jun. 23, 2023.

(2) Denison increased its effective interest in Wheeler River as part of the acquisition of 50% of JCU (Canada) Exploration Company, Limited. See Denison’s news release dated Aug. 3, 2021.

(3) Reflects 10-year mine life estimated for Phoenix and 6.5-year mine life estimated for Gryphon.

(4) Refer to Denison’s AIF dated Mar 30, 2026 for details.

(5) See news release dated Feb 19, 2026.

(6) See news release dated Aug. 5, 2025.

(7) As of Dec. 31, 2025. For additional details see financial statements and MD&A for the period ended Dec. 31, 2025.

(8) See news releases dated Oct. 17, 2022 and Nov. 22, 2022.

(9) Phoenix Capex. See Denison’s current AIF for details.

Phoenix Project Execution Progressing

De-risking complete and site preparation in progress

Significant De-risking and Engineering to Position for Execution



- ✓ **High-grade, low-cost project** justified technical studies and extensive test work, detailed engineering, permitting + team building during period prior to improved uranium market
- ✓ **Total engineering ~87% complete**, including most scopes planned for the first year of construction at 100% total engineering^(1,2)
- ✓ **Grid power**, with SaskPower line completed to Phoenix⁽³⁾
- ✓ **Construction management** contract awarded to Wood Canada Limited⁽⁴⁾

Leading Permitting & Community Engagement



- ✓ **Final Federal regulatory approval received to construct** the Phoenix ISR Uranium Mine, with CNSC approval of the EA, and Licence to Prepare Site and Construct a Mine and Mill⁽⁵⁾
- ✓ **Received Saskatchewan EA approval** for Phoenix, harmonized with federal EA and CNSC approval⁽⁵⁾
- ✓ **Multiple impact-benefit type agreements** with Indigenous nations and northern communities, plus leading engagement practices⁽⁷⁾

Procurement Advancing & Site Preparation Commenced



- ✓ **Site preparation and initial construction underway at Phoenix** with construction management project team and initial work crews mobilized to site and remaining key contract awards expected by mid-2026⁽²⁾
- ✓ **Final Investment Decision completed** shortly after receipt of final regulatory approvals for construction
- ✓ **Project timeline** on track for targeted first production by mid-2028

Robust Balance Sheet



- ✓ **Strong Balance Sheet to fund construction with ~CAD\$700M** in cash, physical uranium and investments⁽¹⁾
- ✓ **Physical uranium holdings** intended to support project financing and offer significant financial flexibility⁽¹⁾



Commercial Strategy Aligned with Project Financing Objectives and Asset Base

- ✓ Existing agreements to sell >5Mlb U₃O₈ and advanced negotiations in progress for further sales of 12Mlb U₃O₈⁽¹⁾
- ✓ Multiple sources of supply is a differentiator: Physical U₃O₈, McClean Lake North production, & future Phoenix production

PHOTO:
View of new SaskPower 138kV Transmission Line to the site of the Future Phoenix Uranium Mine.

NOTES:
(1) For additional details see financial statements and MD&A for the period ended Dec. 31, 2025. Includes 1.7Mlbs of purchased physical U₃O₈ and 146klbs of finished goods from Denison's share of McClean North production. Current finished goods inventory from McClean North production valued using the prevailing market price as of Dec. 31, 2025, the same value per pound as purchased physical U₃O₈. The balance sheet carries finished goods inventory from McClean North production at cost.

(2) See news release dated Jan. 2, 2026.

(3) See news release dated Jan. 8 2026.

(4) See news release dated Feb. 17, 2026

(5) See news release dated Feb. 19, 2026

(6) See news releases dated Aug. 5, 2025.

(7) See news releases dated Sept. 27, 2023, Jul. 11, 2024, and Oct. 20, 2022, and MD&A for the period ended Dec. 31, 2022.

Phoenix Project Execution Progressing

Construction teams and equipment have mobilized to site



Williams Lake Exploration Camp - fully serviced on-site accommodations



New SaskPower 138kV transmission line to Wheeler River, site of the future Phoenix Uranium Mine



Aerial view of the Phoenix site, pre-construction during winter 2026



Started procurement of key long-lead items in 2023 – main site transformer shown during testing in early 2026

Phoenix ISR Feasibility Study (2023) with 2026 Capex Update⁽¹⁾⁽²⁾: Reflects rigour of multi-year technical de-risking and delivers impressive economic results



PHOTOS:

Phoenix Feasibility Field Test (FFT) facilities during operations in 2022.

NOTES:

(1) See the Wheeler River Technical Report titled "NI 43-101 Technical Report on the Wheeler River Project, Athabasca Basin, Saskatchewan, Canada" dated Jun. 23, 2023.

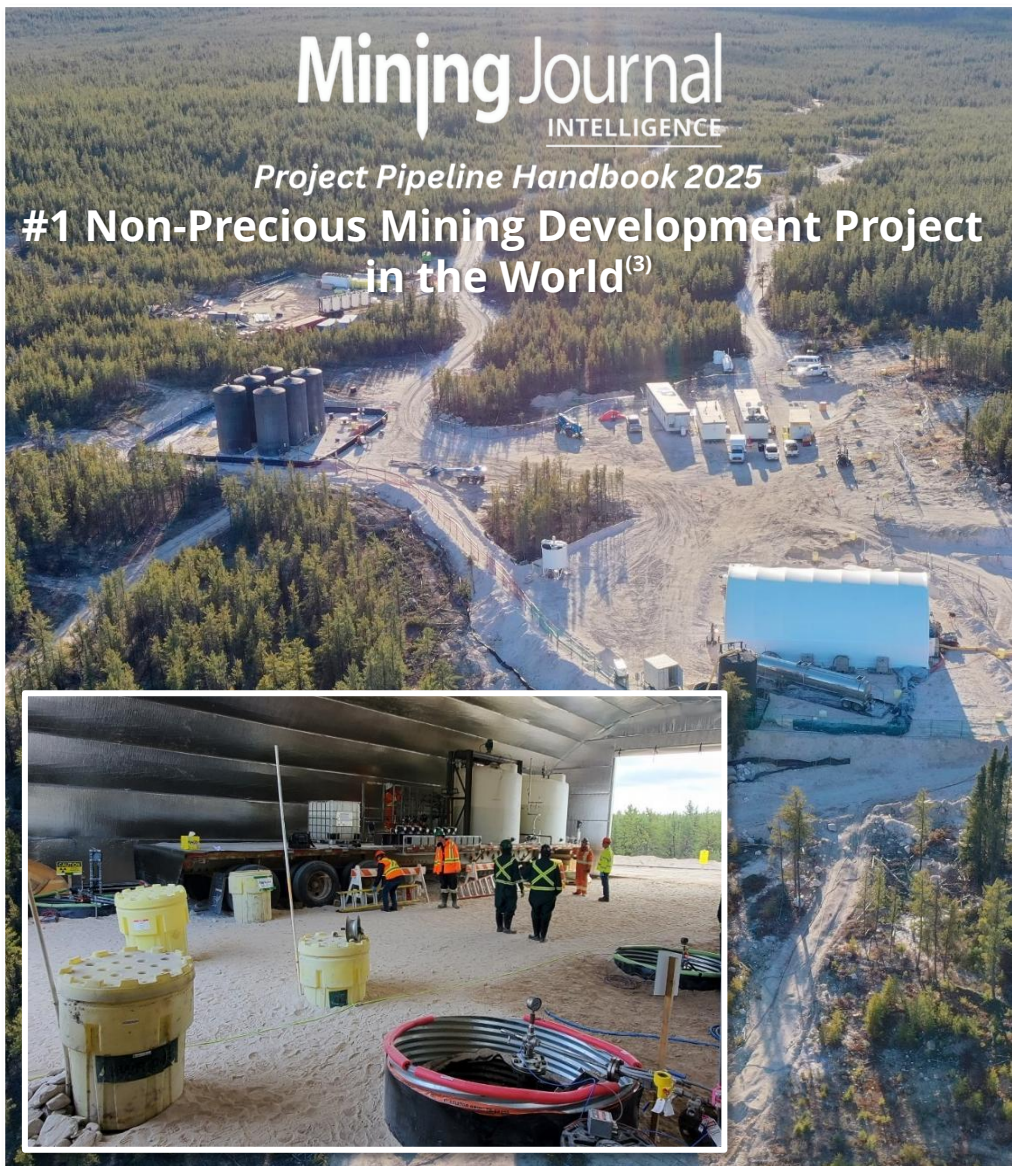
(2) See Denison's AIF dated Mar. 30, 2026 for details.

(3) Mining Journal Project Pipeline Handbook 2025.

(4) NPV and IRR are calculated to the start of construction activities for the Phoenix operation and excludes \$100 million in pre-FID expenditures. Post-tax NPV, IRR and payback period are based on the "adjusted Post-tax" scenario, which includes the benefit of entity level tax attributes which are expected to be available and used to reduce taxable income from the Phoenix operation. See Denison's AIF dated Mar. 30, 2026 for details.

(5) All-in cost is estimated on a pre-tax basis and includes all project operating costs, capital costs post-FID, and decommissioning costs divided by the estimated number of pounds U₃O₈ to be produced. Includes updated initial capital costs (2026). See Wheeler River Technical Report and Denison's AIF dated Mar. 30, 2026 for details.

(6) Refer to slide 9 for further information regarding Phoenix Capital Expenditure Estimates.



Minjng Journal
INTELLIGENCE

Project Pipeline Handbook 2025

**#1 Non-Precious Mining Development Project
in the World⁽³⁾**

70.6M
lbs U₃O₈
@
11.4% U₃O₈

Measured &
Indicated Mineral
Resources
(280,200 tonnes, 100%
basis)

One of the highest-
grade undeveloped
uranium deposits
globally

Including...
56.3M
lbs U₃O₈
@ 46.0% U₃O₈
M&I mineral resources
for **Zone A**
high-grade domain

c\$1.57B
estimated
Base-case
post-tax NPV_{80%}
(100% basis)⁽⁴⁾

73%
Estimated
Base-case
post-tax
IRR^(2,4)

us\$6.28
/ lbs U₃O₈
average
Cash Operating
Costs
(C\$8.51/lb U₃O₈)

c\$600M
Updated 2026
Post FID
CAPEX⁽²⁾⁽⁶⁾
(100% basis)

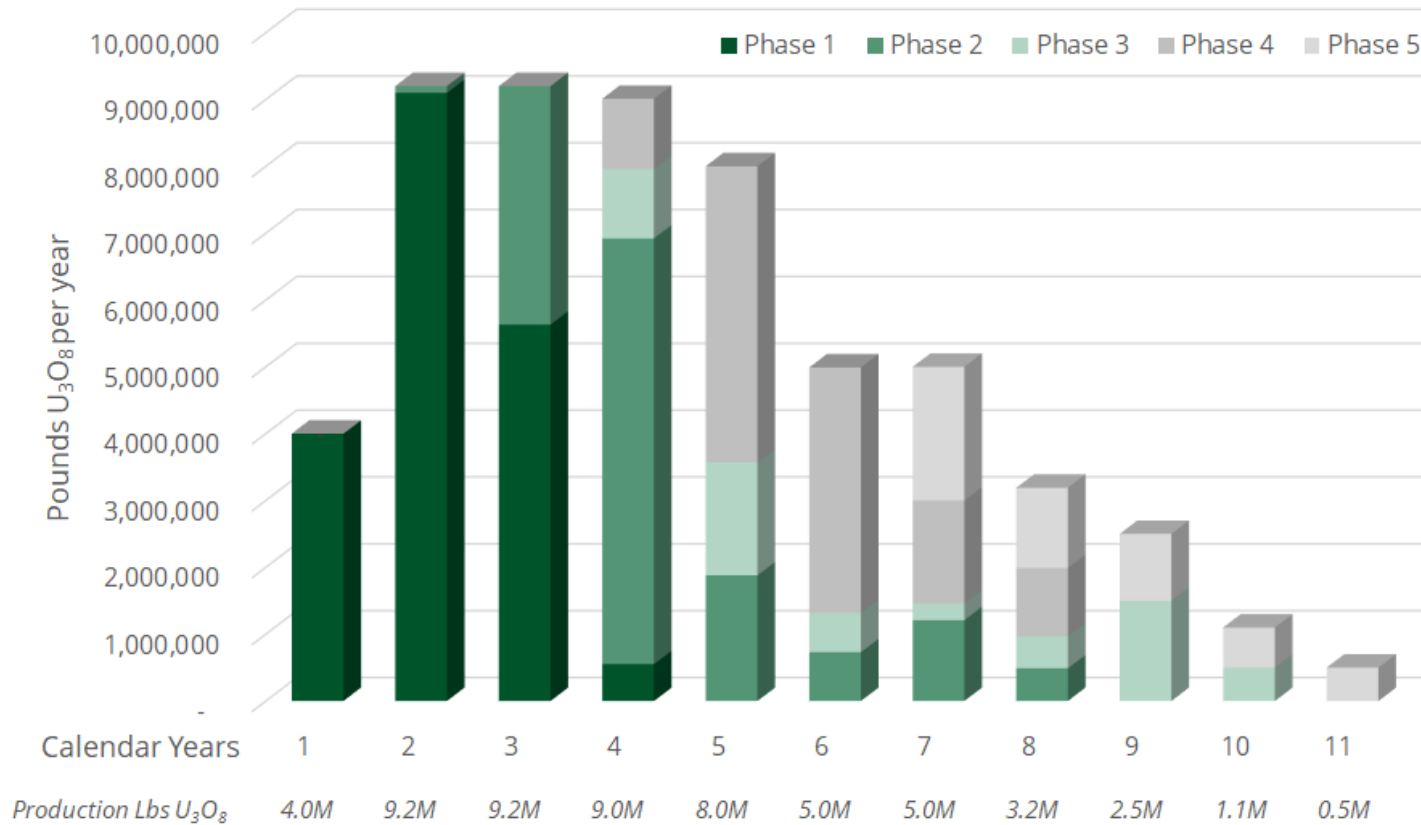
2.6 to 1
Estimated
Base-case
post-tax NPV
to initial capital
cost ratio⁽²⁾

us\$18.41
/ lbs U₃O₈
average
All-in
Cost⁽⁵⁾
(C\$24.92/lb U₃O₈)

Phoenix ISR Feasibility Study (2023) with 2026 Capex Update⁽¹⁾⁽²⁾: Optimized production profile based on detailed ISR mine planning efforts



Phoenix mine production per year by phase



Robust economics

2026 Capex Update reflects inflation + construction ready project plans⁽²⁾

First production targeted by mid 2028⁽³⁾

Planned ~2-year construction period


56.7 million lbs U₃O₈ in proven and probable reserves (219,000 tonnes at 11.7% U₃O₈)

NOTES: (1) Refer to the Wheeler River Technical Report titled "NI 43-101 Technical Report on the Wheeler River Project, Athabasca Basin, Saskatchewan, Canada" dated Jun. 23, 2023; (2) Refer to Denison's AIF dated Mar. 30, 2026; (3) See press release Feb. 24, 2026; (4) NPV and IRR are calculated to the start of construction activities for the Phoenix operation and excludes \$100 million in pre-FID expenditures; (5) Payback period is stated as number of months to payback from the start of uranium production.

Assumptions / Results ^(1,2)	Base Case	\$100/lb Case ⁽²⁾
Selling price / lb U ₃ O ₈	US\$68.89- US\$78.36	US\$100.00
USD:CAD FX Rate	1.35	1.35
Post-tax NPV _{8%} ^(2,4) (100%)	\$1.57 billion	\$2.35 billion
Change from 2023 FS	+1%	+51%
Post-tax payback period ^(2,5)	~12 months	~10 months
Post-tax IRR ^(2,4)	73%	94%

Gryphon Underground ("UG") Pre-Feasibility Study Update (2023):

Provides Denison with additional source of low-cost production to reinvest Phoenix cash flows⁽¹⁾



61.9M

lbs U₃O₈

@

1.7%

U₃O₈

Indicated Mineral Resources

(1,643,000 tonnes, 100% basis)

Moderate grade allows low-cost conventional UG mining approach

Plus...

1.9M

lbs U₃O₈

Inferred mineral resources

(73,000 tonnes @ 1.2% U₃O₈, 100% basis)

c\$864M

estimated

Base-case after-tax NPV_{8%} (100% basis)⁽²⁾

37.6%

estimated

Base-case after-tax IRR⁽²⁾

us\$12.75

/ lbs U₃O₈

average

Cash Operating Costs

(C\$17.27/lb U₃O₈)

c\$737M

estimated

Initial CAPEX (100% basis)

2023 PFS Update

Scope limited to cost update and minor schedule optimization

us\$25.47

/ lbs U₃O₈

average

All-in Cost⁽³⁾

(C\$34.50/lb U₃O₈)

PHOTO:

View inside the SX circuit at Denison's 22.5% owned McClean Lake mill, which is assumed to toll mill production from the Gryphon UG operation.

NOTES:

(1) See the Wheeler River Technical Report titled "NI 43-101 Technical Report on the Wheeler River Project, Athabasca Basin, Saskatchewan, Canada" dated Jun. 23, 2023.

(2) NPV and IRR are calculated to the start of pre-production activities for the Gryphon operation.

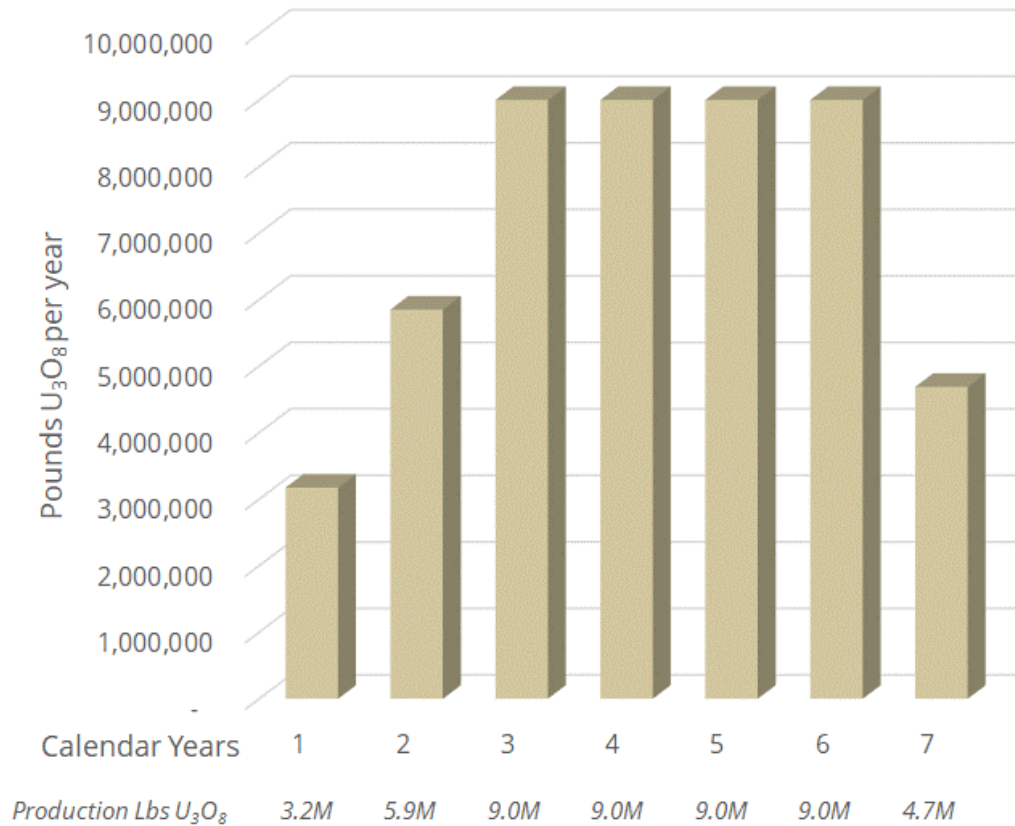
(3) All-in cost is estimated on a pre-tax basis and includes all project operating costs, capital costs post-FID, and decommissioning costs divided by the estimated number of pounds U₃O₈ to be produced. See Wheeler River Technical Report and Denison's news release dated Jun. 26, 2023 for details.

Gryphon UG Pre-Feasibility Study Update (2023)⁽¹⁾:

Capital and operating costs updated from 2018 PFS + minor scheduling optimizations



Gryphon mine production per year



NOTES: (1) Refer to the Wheeler River Technical Report titled "NI 43-101 Technical Report on the Wheeler River Project, Athabasca Basin, Saskatchewan, Canada" dated Jun. 23, 2023; (2) NPV and IRR are calculated to the start of construction activities for the Gryphon operation, and excludes \$56.5 million in pre-FID expenditures; (3) Payback period is stated as number of months to payback from the start of uranium production; (4) Post-tax NPV is estimated to be \$864.2 million in the Base Case; (5) Post-tax payback period is estimated to be 23 months in the Base-Case; (6) Post-tax IRR is estimated to be 37.6% in the Base Case.

Benefits from existing or planned local infrastructure

Payback period under 2-years

for pre- and post-tax base-case scenarios

49.7 million lbs U₃O₈ in probable reserves (1,275,000 tonnes at 1.8% U₃O₈)

Assumptions / Results ⁽¹⁾	Base Case
Selling price / lb U ₃ O ₈	US\$75
USD:CAD FX Rate	1.35
Pre-tax NPV _{8%} ⁽²⁾⁽⁴⁾ (100%)	\$1.43 billion
Change from 2018 PFS	+148%
Pre-tax payback period ⁽³⁾⁽⁵⁾	~20 months
Pre-tax IRR ⁽²⁾⁽⁶⁾	41.4%

22.5% Denison-owned McClean Lake Mill:

Strategic asset uniquely positioned to support new sources of supply from JV owners



~11%
of global
uranium
production⁽¹⁾

2025 operating production of 19.1M lbs U₃O₈ from Cigar Lake under toll milling agreement⁽³⁾

750km
north of
Saskatoon⁽⁴⁾

Accessible by road over all-weather highways and by air via Points North

24M

lbs U₃O₈

Licensed annual mill capacity⁽²⁾

10-Year
CNSC Operating License⁽²⁾

Renewed in 2017 for operations up to June 30, 2027

+50M

lbs U₃O₈

Historic uranium production from mined McClean Lake deposits (JEB + Sue A, B, C, & E)⁽⁴⁾

6M

lbs U₃O₈

Excess licensed mill capacity

Orano
Canada Inc.

French nuclear giant serves as site operator and is owner of 77.5% interest

TMF

Expansion Approved⁽²⁾

CNSC approval obtained to increase tailings capacity

PHOTO:

Aerial view of Denison's 22.5% owned McClean Lake mill facility.

NOTES:

(1) Per UxC's Q1' 2026 Uranium Market Outlook and Cameco's management's discussion and analysis dated Feb. 13, 2026.

(2) See Denison's news release dated Jan. 19, 2022.

(3) Denison monetized its share of tolling revenues from the Cigar Lake toll milling agreement. See Denison's news releases dated Feb. 1, 2017 and Feb. 13, 2017. Please also refer to Denison's current Annual Information Form and Financial Statements and Management, Discussion and Analysis for additional details related to the toll milling agreement.

(4) See Denison's current Annual Information Form for additional details regarding the McClean Lake mill facility.

22.5% Denison-owned McClean Lake Mine:

Mining restart achieved via SABRE mining method at McClean North deposit



648,600lb U₃O₈
Production in 2025

McClean Lake JV production (100% basis)⁽¹⁾

~US\$26/lb

Operating Cash Costs

2025 MLJV production
 (100% basis)⁽¹⁾

SABRE
Patented &
Operating

Successful 5-year test mining program for “Surface Access Borehole Resource Extraction” (SABRE) mining method

SABRE is property of McClean Lake JV (MLJV) with patent issued in 2016

17.8M
lbs U₃O₈

Indicated Mineral Resources⁽²⁾
 (100% basis)

Combined 374,900 tonnes @ 2.2% U₃O₈

7.6M
lbs U₃O₈

Inferred Mineral Resources⁽²⁾
 (100% basis)

Combined 510,900 tonnes @ 0.68% U₃O₈

Orano
Canada Inc.

French nuclear giant serves as project operator and is owner of 77.5% interest

8.67% U₃O₈
over 13.5 metres

Discovered “new” mineralization at McClean South⁽⁴⁾ in 2021 + expanded footprint in 2022 and 2025⁽⁵⁾

PHOTO:

2021 SABRE test mining program in action, with view of specialized mining pipes in inset photo.

NOTES:

(1) As of Dec. 31, 2025, 100% basis. See Denison’s financial statements and MD&A for the year ended Dec. 31, 2025 for details.

(2) See Denison’s current AIF for additional details regarding the McClean Lake deposits and SABRE mining method.

(3) See Denison’s financial statements and MD&A for the year ended Dec. 31, 2025 for details.

(4) See Denison’s current AIF for additional details.

(5) See Denison’s news releases dated Sept. 8, 2022 and Jul. 21, 2025.

25.17% Denison-owned Midwest Property:

In-Situ Recovery PEA for Midwest Main leverages high-grades & proximity to McClean mill⁽¹⁾



38.7M
lbs U₃O₈ @
3.4%
U₃O₈

Indicated Mineral Resources (100% basis, 510,000 tonnes)

Plus...
12.7M
lbs U₃O₈
Inferred mineral resources (100% basis, 905,000 tonnes @ 0.54% U₃O₈)

Approved
EIS as Open Pit

with processing at McClean Lake

CNSC approved final EIS in 2012⁽²⁾

c\$965M

estimated

Base-case after-tax NPV_{8%} (100% basis)⁽³⁾

82.7%

estimated

Base-case after-tax IRR⁽³⁾

us\$11.69
/ lbs U₃O₈

average

Cash Operating Costs

(C\$15.78/lb U₃O₈)

c\$254M

estimated

Initial CAPEX (100% basis)

3.8 to 1

Base-case post-tax NPV to initial capital cost ratio

us\$25.78
/ lbs U₃O₈

average

All-in Cost⁽⁴⁾

(C\$34.80/lb U₃O₈)

PHOTO:

Aerial view of Midwest Project.

NOTES:

(1) See Denison's news release dated Aug. 6, 2025.

(2) See Denison's current Annual Information Form for additional details regarding the Midwest project.

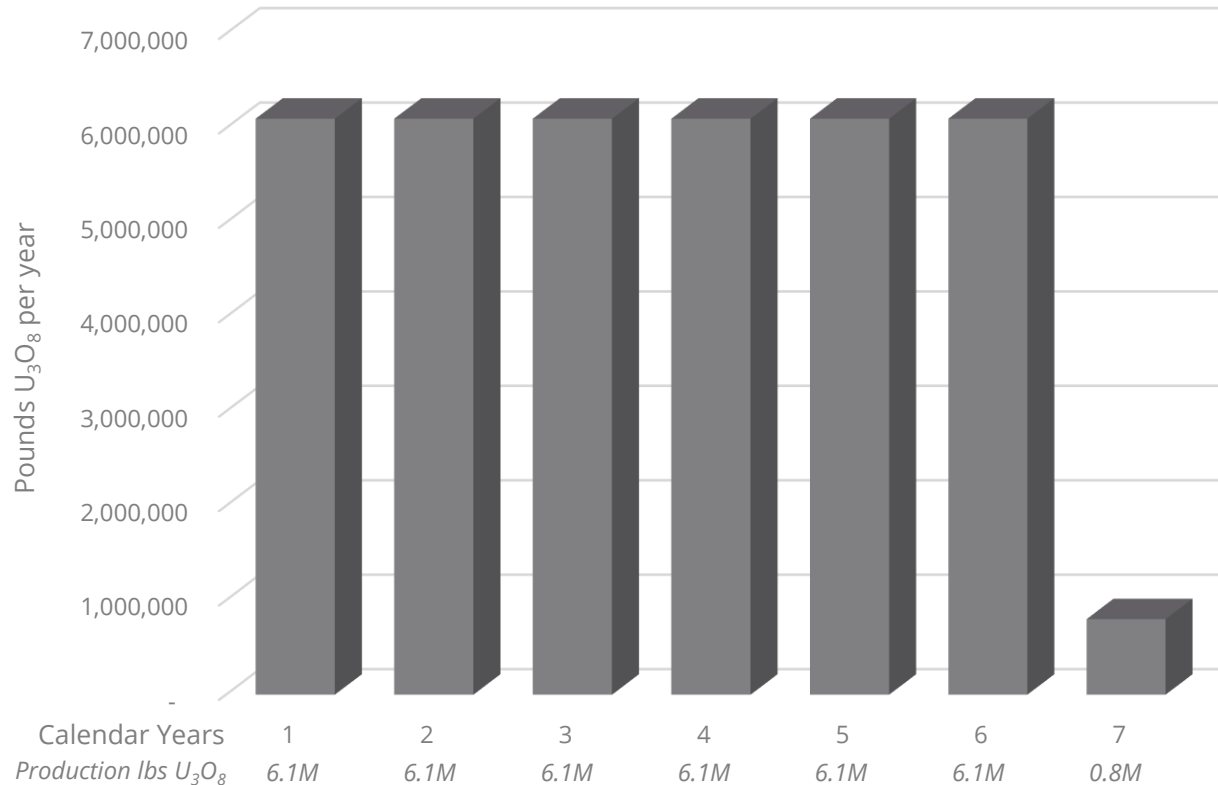
(3) NPV and IRR are calculated to the start of construction activities for the Midwest project and excludes the C\$16.8M in pre-FID expenditures.

(4) All-in cost is estimated on a pre-tax basis and includes all project operating costs, capital costs post-FID, and decommissioning costs divided by the estimated number of pounds U₃O₈ to be produced.

Midwest ISR Preliminary Economic Assessment (2025)⁽¹⁾: Demonstrates economic and technical potential at the Midwest Main deposit



Midwest mine production per year



NOTES: (1) Refer to Denison’s news release dated Aug. 6, 2025; (2) NPV and IRR are calculated to the start of construction activities for the Midwest project and excludes \$16.8 million in pre-FID expenditures; (3) Payback period is stated as number of months to payback from the start of uranium production; (4) Post-tax NPV is estimated to be \$964.7.2 million in the Base Case; (5) Post-tax payback period is estimated to be ~9 months in the Base-Case; (6) Post-tax IRR is estimated to be 82.7% in the Base Case.

Payback period under 1 year

for pre- and post-tax base-case scenarios

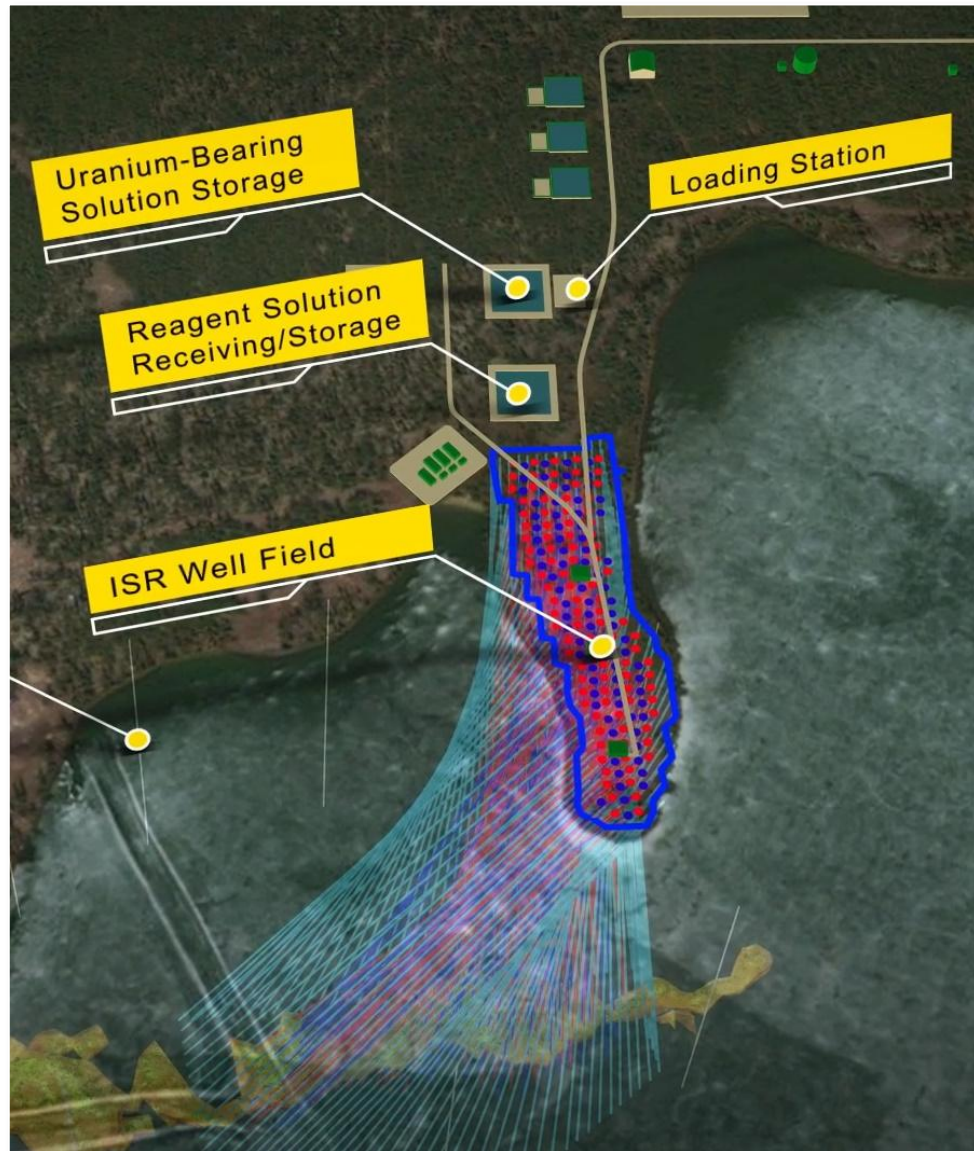
Evaluation of MLJV’s SABRE mining method also being advanced in parallel

37.4 million lbs U₃O₈ in potentially mineable resources (650,000 tonnes at 2.6% U₃O₈)

Assumptions / Results ⁽¹⁾	Base Case
Selling price / lb U ₃ O ₈	US\$80
USD:CAD FX Rate	1.35
Pre-tax NPV _{8%} ⁽²⁾⁽⁴⁾ (100%)	\$1.62 billion
Pre-tax payback period ⁽³⁾⁽⁵⁾	~6 months
Pre-tax IRR ⁽²⁾⁽⁶⁾	111.1%

70.55% owned Waterbury Lake project:

PEA (2020) shows potential for ISR to change uranium mining landscape in Canada⁽¹⁾



ISR Mining Method

The Heldeth Tùé (“THT”) deposit (formerly J Zone) designed as a low-cost ISR operation with freeze wall design

Uranium Bearing Solution (“UBS”) to be transported by truck to McClean Lake mill for toll processing

Minimal site infrastructure

Successful 2023 ISR field test⁽²⁾

1.6M lbs
lbs U₃O₈
Average annual production over 6 years (100% basis)

c\$112M
estimated
Initial CAPEX (100% basis)

us\$12.23
/ lbs U₃O₈
average Cash Operating Costs (C\$16.27/lb U₃O₈)

us\$24.93
/ lbs U₃O₈
average All-in Cost⁽³⁾ (C\$33.16/lb U₃O₈)

Partnership

with consortium led by state-owned nuclear company Korea Hydro Nuclear Power (“KHNP”)

c\$265M
estimated
Pre-Tax NPV_{8%} (100% basis)
US\$65/lb U₃O₈ selling price (see note 4, 5)

50.0%
estimated
Pre-Tax IRR
US\$65/lb U₃O₈ selling price (see note 4, 6)

PHOTOS:

Aerial rendering of surface facilities for the THT ISR operation

NOTES:

(1) Refer to the Waterbury Lake Technical Report titled “Preliminary Economic Assessment for the Tthe Heldeth Tùé (J Zone) Deposit, Waterbury Lake Property, Northern Saskatchewan, Canada” dated Oct. 30, 2020.

(2) See Denison’s news release dated Nov. 6, 2023

(2) All-in cost is estimated on a pre-tax basis and includes all project operating costs and capital costs divided by the estimated number of finished pounds U₃O₈ produced.





(3) NPV and IRR are calculated based on assessed “high-case” uranium price, to the start of pre-production activities.

(4) Post-tax NPV attributable to Denison’s then 66.90% interest is estimated to be between \$72 million (base-case) and \$109 million (\$65/lb high-case).

(5) Post-tax IRR attributable to Denison’s then 66.90% interest is estimated to be between 30.4% (base-case) and 38.9% (\$65/lb high-case).

Team Denison

Strengthening exposure to exploration upside through strategic investment

 <p>TSX-V: COSA</p>	<ul style="list-style-type: none"> ❑ In January 2025, Denison and Cosa completed an agreement to form JVs on certain properties^(1,2), resulting in Cosa acquiring 70% of Murphy Lake North, Darby and Packrat + requirement to <u>spend C\$6.5M on exploration on these properties</u> ❑ Cosa has a proven exploration + management team, involved in multiple discoveries, including IsoEnergy's Hurricane Deposit ❑ 180,000 hectares in the Athabasca Basin, including 10 wholly-owned properties + 3 joint ventures with Denison ❑ Denison owns ~17% of Cosa's shares outstanding as of December 31, 2025⁽⁹⁾ 	<p>(1) See Denison's news release dated Nov. 27, 2024. (2) For more information, see Cosa news release dated Jan. 14, 2025.</p> <p>More information: cosaresources.ca</p>
 <p>TSX-V: SYH</p>	<ul style="list-style-type: none"> ❑ In December 2025, Denison and Skyharbour formed four joint ventures from Skyharbour's Russell Lake Uranium Project <ul style="list-style-type: none"> ➢ Large Russell Lake property situated directly adjacent to Wheeler River⁽³⁾ ➢ New JVs (Denison's initial interest): Wheeler Inliers (70%), Wheeler North (49%), Getty East (30%), Russell Lake (RL) (20%) ➢ Denison and Skyharbour also entered into earn-in option agreements under which Denison can increase ownership in both the Wheeler North and Getty East JVs up to 70%. ➢ Transaction strengthens Denison's <u>foothold</u> immediately east and north of its flagship Wheeler River Property 	<p>(3) See Denison's news releases dated Nov. 17, 2025 and Dec. 17, 2025.</p> <p>More information: skyharbourltd.com</p>
 <p>Nasdaq: FMST CSE: FAT</p>	<ul style="list-style-type: none"> ❑ In September 2024, Denison and Foremost announced an option agreement⁽⁴⁾, resulting in: <ul style="list-style-type: none"> ➢ Option to acquire up a 70% interest in 10 properties in the Athabasca Basin from Denison, which cover >330,000 ha ➢ Foremost is required to spend <u>C\$20.0m in exploration to earn the full interest in the properties</u> ❑ Using Dahrouge Geological Consulting, a premier exploration and discovery consultant, to conduct exploration programs ❑ Denison owns ~18% of Foremost's shares outstanding as of December 31, 2025⁽⁹⁾ 	<p>(4) See Denison's news release dated Sept. 24, 2024.</p> <p>More information: foremostcleanenergy.com</p>
 <p>TSX-V: FUU</p>	<ul style="list-style-type: none"> ❑ In 2023, Denison completed a C\$15m strategic investment in F3 uranium with unsecured convertible debentures⁽⁵⁾ ❑ F3 owns Patterson Lake North ("PLN"), Minto and Broach projects located in the Western Athabasca Basin ❑ The PLN property includes the JR Zone deposit, estimated to contain 11.8M lbs U₃O₈ at 4.39% U₃O₈ Indicated Resources⁽⁶⁾ <ul style="list-style-type: none"> ➢ PLN property also host to the uranium mineralized Tetra Zone⁽⁷⁾ ❑ In 2024, F3 spun out a portfolio of 16 early-stage assets to create F4 Uranium⁽⁸⁾ <ul style="list-style-type: none"> ➢ Denison to receive one-tenth (1/10th) of a common share of F4 for every share of F3 if convert is exercised 	<p>(5) See Denison's news release dated Oct. 6, 2023. (6) See F3's news release dated Dec. 22, 2025 (7) See F3 news release dated Dec. 15, 2025 (8) See F3 news release dated Aug. 16, 2024</p> <p>More information: f3uranium.com</p>

(9) As of December 31, 2025. See Denison's Q4 2025 MD&A for more information.

Environmental, Social, Governance & Indigenous (ESG+I)

Fundamental considerations driving Denison's operations



Comprehensive ESG Reporting

Designed to address GRI, SASB, TCFD + other global frameworks

Board approved Indigenous Peoples Policy

First-in-sector policy reflecting Denison's commitment to take action towards advancing reconciliation with Indigenous peoples in Canada⁽¹⁾

Top 115 in Canada Leading Governance Practices

Denison recognized by Globe & Mail "Board Games" as **top uranium emerging producer / developer** for corporate governance practices & disclosure in its assessment of leading companies and trusts included in Canada's benchmark S&P/TSX Composite Index^(2, 3)

Multiple Indigenous Agreements

Shared Prosperity Agreement with English River First Nation⁽⁴⁾

Mutual Benefits and Community Benefit Agreements with Kineepik Métis Local #9, and the Village of Pinehouse⁽⁵⁾

Regional Mutual Benefits Agreement with the Ya'thi Néné Land and Resource Office and the Regional Athabasca Communities^{(6)**}

Impact Benefit Agreement and Exploration Agreement with Métis Nation – Saskatchewan⁽⁷⁾

Authentic Social Programs

Denison's community / social investment program targets community-based initiatives

Strong EHS&S Culture & Results

One lost time injury across all operations and no significant environmental events for 2024⁽⁸⁾

PHOTO:

Highlights of the Elders of Sakitawak's market garden in Ile a la Crosse, a community-based initiative sponsored by Denison.

NOTES:

(1) See news release dated Dec. 2, 2021.

(2) For more information: <https://www.theglobeandmail.com/business/careers/management/board-games/article-canada-corporate-boards-ranking-2025/>

(3) See Denison's news release dated Mar. 15, 2021.

(4) See news release dated Sep. 27, 2023.

(5) See news release dated Jul. 11, 2024.

(6) See news release dated Dec. 1, 2025.

(7) See news release dated Dec. 4, 2025.

(8) See Denison's AIF for additional details.

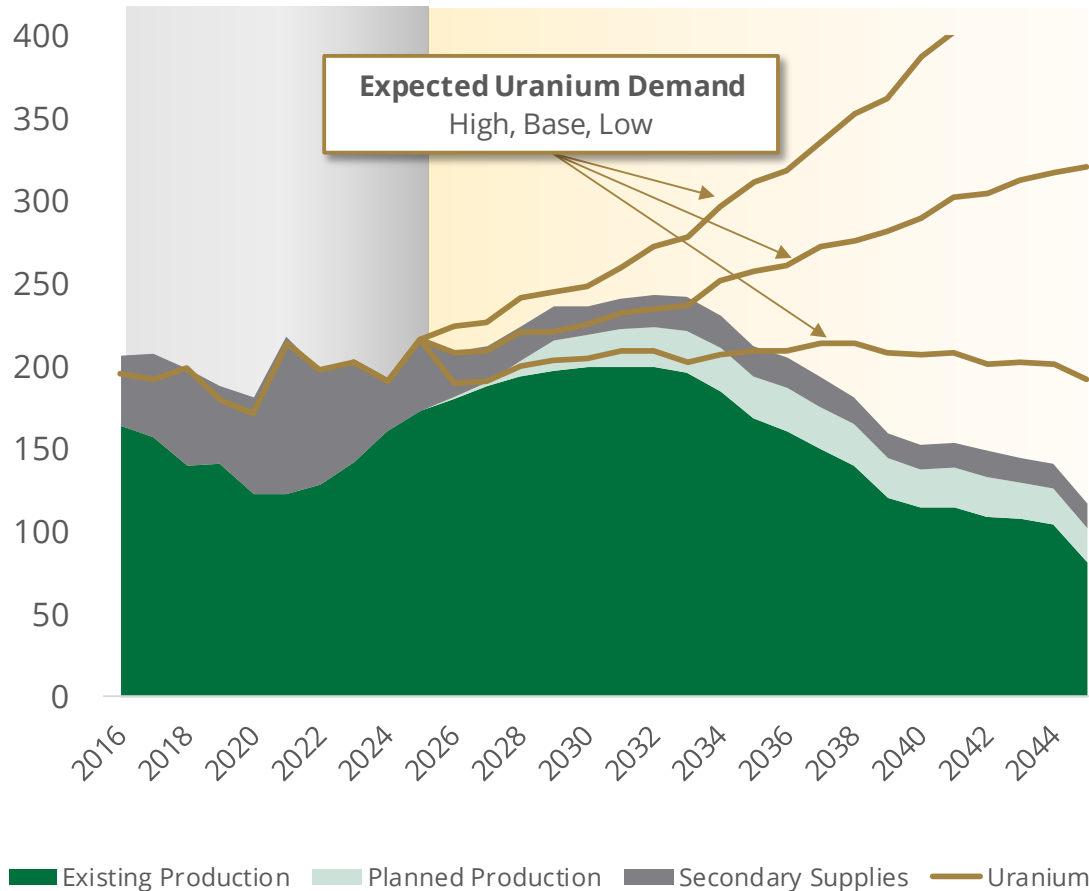
**includes the Hatchet Lake Denesuliné First Nation, Black Lake Denesuliné First Nation, Fond du Lac Denesuliné First Nation, the Northern Hamlet of Stony Rapids, the Northern Settlement of Uranium City, the Northern Settlement of Wollaston Lake, and the Northern Settlement of Camsell Portage

The Uranium Investment Thesis:

Growing supply deficit → higher prices required to incent new supply

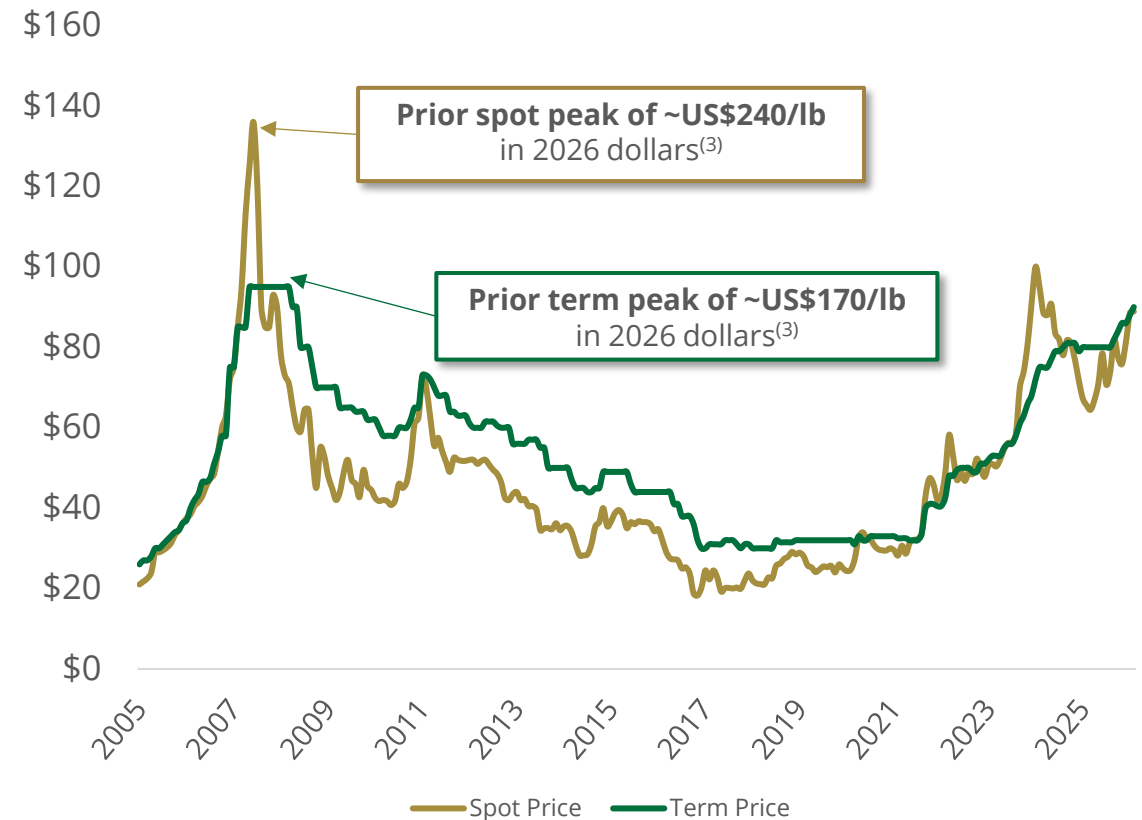
Growing Anticipated Supply Deficit...

(million pounds U₃O₈ - per UxC Q1'2026)⁽¹⁾



...Leading to Steady Uranium Price Increases

(US\$/lb U₃O₈ - per UxC Historical Monthly Price Data)⁽²⁾



NOTES: (1) Data in this slide has been derived from UxC's Uranium Market Outlook dated Q1'2026, Data including supply & demand estimates, and market balance figures.

(2) Data derived from UxC, LLC Historical Monthly Ux Price Data

(3) Inflation adjusted for base month of 12/01/2025, based on PPI by commodity: Metals and Metal Products; Federal Reserve Bank of St. Louis

Mineral Reserves & Resources as of December 31, 2025



Mineral Reserves (see Notes 1, 2, 3, 4, 8, 9)				Denison Share ⁽⁶⁾
100% Basis				
Project/Deposit	Tonnes	Grade % U ₃ O ₈	Lbs U ₃ O ₈ (,000)	Lbs U ₃ O ₈ (,000)
McClellan - Ore Stockpile (Proven)	92,000	0.41	800	200
Wheeler River - Phoenix (Proven)	6,300	24.5	3,400	3,200
Wheeler River - Phoenix (Probable)	212,700	11.4	53,300	50,600
Wheeler River - Gryphon (Probable)	1,257,000	1.8	49,700	47,200
Total Proven & Probable Reserves	1,568,000		107,200	101,200

Measured & Indicated Mineral Resources (see Notes 1, 5, 8, 9)				Denison Share ⁽⁶⁾
100% Basis				
Project/Deposit	Tonnes	Grade % U ₃ O ₈	Lbs U ₃ O ₈ (,000)	Lbs U ₃ O ₈ (,000)
Wheeler River - Phoenix ⁽⁵⁾ (Measured)	64,200	21.8	30,900	29,400
Wheeler River - Phoenix ⁽⁵⁾ (Indicated)	216,000	8.3	39,700	37,700
Wheeler River - Gryphon ⁽⁵⁾ (Indicated)	1,643,000	1.7	61,900	58,800
McClellan - Sue D (Indicated)	122,800	1.1	2,800	600
McClellan - Sue F (Indicated)	47,800	2.6	2,800	600
McClellan - McClellan North (Indicated)	204,300	2.8	12,200	2,700
Midwest - Midwest Main (Indicated)	510,000	3.4	38,700	9,700
Midwest - Midwest A (Indicated)	566,000	0.87	10,800	2,700
Waterbury - THT (Indicated)	291,000	2.0	12,800	9,000
Total Measured & Indicated Resources	3,665,100		212,600	151,200

Inferred Mineral Resources (see Notes 1, 8, 9)				Denison Share ⁽⁶⁾
100% Basis				
Project/Deposit	Tonnes	Grade % U ₃ O ₈	Lbs U ₃ O ₈ (,000)	Lbs U ₃ O ₈ (,000)
Wheeler River - Phoenix ⁽⁵⁾	5,600	2.6	300	300
Wheeler River - Gryphon ⁽⁵⁾	73,000	1.2	1,900	1,800
McClellan - Sue D	24,200	0.39	200	0
McClellan - Sue E	483,400	0.69	7,300	1,600
McClellan - McClellan North	3,300	0.79	100	0
Midwest - Midwest Main	905,000	0.54	12,700	3,100
Midwest - Midwest A	53,000	5.8	6,700	1,700
Waterbury - Huskie	268,000	0.96	5,700	4,000
Christie Lake	588,000	1.57	20,400	3,500
Total Inferred Resources	2,403,500		55,300	16,000

Historic Mineral Resources (see Notes 8, 9)				Denison Share ⁽⁷⁾
100% Basis				
Project/Deposit	Tonnes	Grade % U ₃ O ₈	Lbs U ₃ O ₈ (,000)	Lbs U ₃ O ₈ (,000)
Millennium (Indicated)	1,442,600	2.39	75,900	11,400
Kiggavik (Indicated)	10,418,000	0.55	127,300	21,500
Tot. Historic Indicated Resources	11,860,600		203,200	32,900
Millennium (Inferred)	412,400	3.19	29,000	4,400
Kiggavik (Inferred)	733,000	0.33	5,400	900
Tot. Historic Inferred Resources	1,145,400		34,400	5,300

NOTES: (1) See AIF for details for further details, including cut-off grades used for mineral reserve and mineral resource estimates. CIM Standards were followed for classification of mineral reserves and mineral resources. Mineral resources are not mineral reserves and do not have demonstrated economic viability. (2) Mineral reserves are estimated at a cut-off grade of 0.5% U₃O₈ based on the ISR mining method, using a long-term uranium price of US\$50/lb U₃O₈ and a CA\$/US\$ exchange rate of 1.33. The mineral reserves are based on a mine operating cost of \$0.78/lb U₃O₈, process operating cost of \$5.20/lb U₃O₈, and process recovery of 99%. The effective date of the mineral reserve estimate is June 23, 2023. A mine recovery of 80.6% has been applied to convert the mineral resources to mineral reserves. Recoverable U₃O₈ refers to ISR recoverable and does not account for process losses. (3) The effective date of the mineral reserves is September 1, 2018. Mineral reserves for the Gryphon deposit are estimated at a cut-off grade of 0.58% U₃O₈ based on longhole mining using a long-term uranium price of US\$50/lb and a US\$/CA\$ exchange rate of 0.8. The mineral reserves are based on a mine operating cost of \$150/t, mill operating cost of \$275/t, G&A cost of \$99/t, transportation cost of \$50/t, milling recovery of 97%, and 7.25% fee for Saskatchewan royalties. Mineral reserves include for diluting material and mining losses. (4) Mineral reserves are stated at a processing plant feed reference point and include diluting material and mining losses. (5) Measured & Indicated mineral resources for Phoenix and Gryphon deposits are inclusive of mineral reserves. (6) As at December 31, 2025, pursuant to the terms of the agreements with its applicable joint venture partners, the Company had an effective 95.00% interest in the Wheeler River project, a 22.50% interest in the McClellan Lake property; a 25.17% interest in the Midwest project; and a 70.32% interest in the Waterbury Lake property. (7) Denison's share has been calculated as 50% of the product of JCU's percentage interest in the applicable project multiplied by the estimated mineral resources on a 100% basis. (8) Numbers may not add due to rounding. (9) See AIF for all details of mineral reserves and mineral resources, including historical estimates.

Capital Structure & Corporate Information



Website:
www.denisonmines.com

X (formerly Twitter):
@DenisonMinesCo

Email:
IR@denisonmines.com

NOTES:

(1) Share capital information as of Mar. 10, 2026 (MD&A for the period ended Dec. 31, 2025).



(2) Based on basic shares outstanding at Mar. 10, 2025 (MD&A for the period ended Dec. 31, 2025) and DML/DNN share prices as of the end of Mar 2026.

(3) Average daily trading volume over previous 3 months as of the end of Mar. 2026. Canadian trading includes all Canadian exchanges.

(4) As of Mar 31, 2026.

(5) Shareholder information is estimated as of Dec. 31, 2025. Information is provided for indicative purposes only. Institutional holdings are estimated based on information available on S&P Global. Insider holdings are estimated based on applicable filings and includes estimated holdings from entities entitled to appoint a nominee to the Board of Directors. Other holdings are determined as shares outstanding less those reported as institutional and insider holdings. Share ownership is subject to change.

Market Summary⁽¹⁾

Exchanges	 
Shares Outstanding	903 M
Share Purchase Warrants	-
Share Units	7.9 M
Options	5.1M
Fully Diluted Shares	916M

DML (TSX)

Market Cap @ C\$4.93/share ⁽²⁾	CAD \$4.5B
Daily Trading Volume ⁽³⁾	8.0M Shares

DNN (NYSE American)

Market Cap @ US\$3.56/share ⁽²⁾	USD \$3.2B
Daily Trading Volume ⁽³⁾	48M Shares

Management

- David Cates** (President & CEO, Director)
- Elizabeth Sidle** (VP Finance & CFO)
- David Bronkhorst** (VP Operations, Interim)
- Geoff Smith** (VP Corp. Dev. & Commercial)
- Mary Jo Smith** (VP Human Resources & Admin.)
- Chad Sorba** (VP Tech. Services & Project Eval.)
- Janna Switzer** (VP Env., Sustainability & Regulatory)
- Amanda Willett** (VP Legal & Corp. Sec.)

Board of Directors

- Jennifer Traub** (Non-Executive Chair)
- David Cates** (President & CEO, Director)
- Jinsu Baik** (KHNP Nominee)
- Wes Carson**
- Ken Hartwick**
- David Neuburger**
- Laurie Sterritt**
- Patricia Volker**
- Ron Hochstein** (Board Advisor)

Analyst Coverage⁽⁴⁾

- ATB Cormark** (Nicolas Dion)
- BMO** (Alexander Pearce)
- Canaccord Genuity** (Katie Lachapelle)
- Cantor Fitzgerald** (Mike Kozak)
- CIBC** (Anita Soni)
- Desjardins** (Bryce Adams)
- Haywood** (Marcus Giannini)
- National Bank** (Mohamed Sidibé)
- Paradigm Capital** (Gordon Lawson)
- Raymond James** (Brian MacArthur)
- Roth** (Joe Reagor)
- Scotiabank** (Orest Wowkodaw)
- TD Cowen** (Craig Hutchison)

Shareholders⁽⁵⁾

